

Sheffield City Council

Capital Programme 2016/17 to 2021/22



2016-17 Capital Programme

TABLE OF CONTENTS

Section Detail	Page Number
Executive Summary	2
Capital Programme Summary	9
Key Elements of the Capital Programme	11
Sources of Programme Funding	18
Recommendations	22
Appendix 1 – Summary of Capital Programme	25
Appendix 2 – Breakdown of Capital Programme Funding	27
Appendix 3 – Monitoring Report for the 8 months ended 30 November 2015	29
Appendix 4 – Corporate Resource Pool (CRP)	33
Appendix 5 – Glossary of terms	37
Appendix 6 – Housing Investment Programme	41
Appendix 7 – Transport Capital Programme	59
Appendix 8 – Regeneration Capital Programme	65
Appendix 9 – List of All Projects in Capital Programme by Portfolio	67
Appendix 10 – List of All Projects in Capital Programme by Strategic Outcome	87

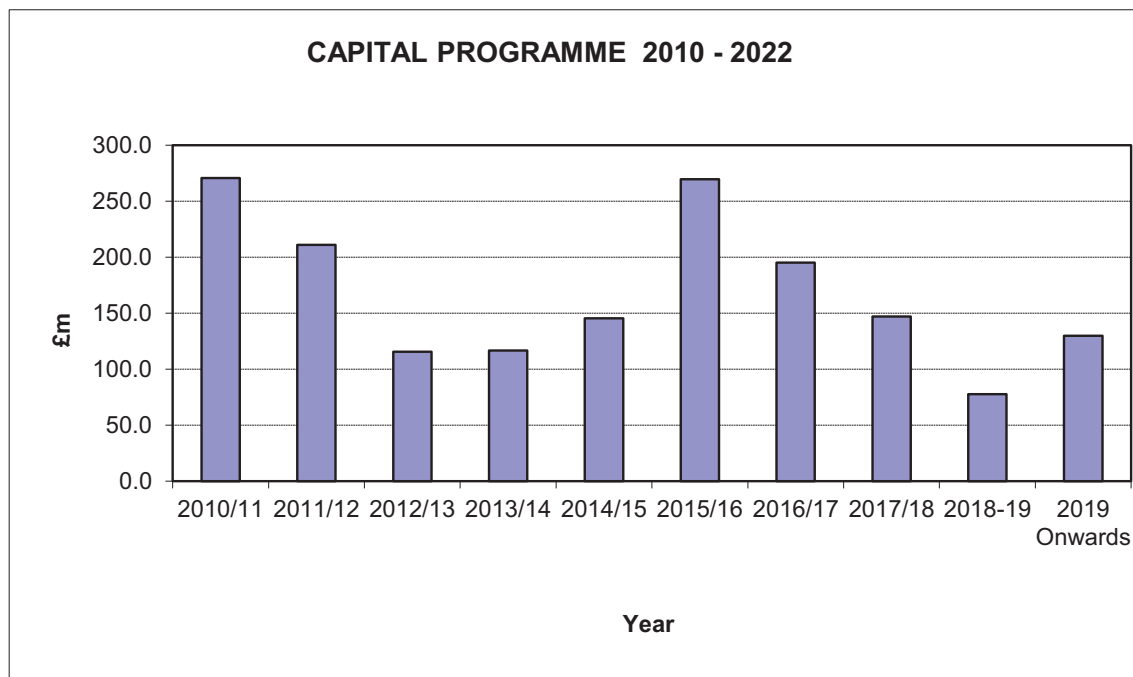
2016/17 Capital Programme

CAPITAL PROGRAMME EXECUTIVE SUMMARY

1. Capital spending pays for buildings, roads and council housing and for major repairs to them. It does not pay for the day-to-day running costs of council services.
2. The Council's Corporate Capital Strategy is shaped by a number of central Government policies:
 - the devolvement of capital spending decisions to City Region authorities and the involvement of the Local Enterprise Partnerships (LEP) in capital allocation decisions
 - the shift towards capital funding to economic regeneration projects which generate a financial return to repay the initial investment and create a revolving investment fund;
 - the introduction of funding streams such as Community Infrastructure Levy and New Homes Bonus which reward economic development;
 - the Government austerity programme has had a major impact on the rest of the non-housing programme, which has not only led to less capital funding but is also reducing revenue budget funding reducing the scope for contributions to the capital budget;
 - the self-financing regime for the Housing Revenue Account (HRA) has provided for a relatively well funded programme of investment in existing and even new Council housing stock;
 - the recently announced reductions in the permitted level of annual increases will put reduce this source of funding unless resources can be released from elsewhere within the HRA.
 - the education policy mandating that all new schools should be academies which transfers maintenance responsibilities away from the Council's Local Education Authority (LEA) role and will subsequently reduce central grant funding which is formula driven based on pupil numbers;
 - the Streets Ahead programme is providing massive investment in the City's roads and street lighting over the next few years, funded via the Private Finance Initiative (PFI), which is outside the capital programme except for the Council's own capital contribution
3. As a result of the above, the Housing investment programme therefore now accounts for almost sixty per cent of the Capital Programme. The next biggest applications include economic regeneration and infrastructure renewal of highways, schools and leisure facilities.
4. The delivery of the Council's Affordable Housing policy will be increasingly through council housing investment and, for private sector affordable housing, local housing associations or the Sheffield Housing Company initiative where the

Council is working in partnership with a private sector developer to increase the number of affordable homes and regenerate housing estates.

5. In the Strong Economy priority, the focus will be on creating the necessary infrastructure to support economic regeneration. The declining central government support will place increased reliance on the Council's Asset Enhancement programme to generate capital receipts to use on its own priorities. The graph below illustrates the change in activity levels in the Capital Programme over the last decade.
6. In the Health and Well-being outcome investment will be directed to adapt homes so that people can live independently.
7. The Successful Young People outcome will continue to invest in schools to meet the increasing demand for pupil places.
8. The declining central government support will place increased reliance on the Council's Asset Enhancement programme to generate capital receipts to use on its own priorities.
9. The graph below illustrates the change in activity in the Capital Programme from 2010/11 to 2019 and beyond..



Capital Investment Plans

10. So, looking forward, the current Approved Capital Programme from 2015-16 is projected at £819.2m.
11. 2012/13 saw the introduction of the Streets Ahead Programme (a Highways Private Finance Initiative (PFI)). The programme will result in loss of the Local Transport Plan (LTP) Maintenance Grant of approximately £6m per year, but the PFI funding of £1.2bn should deliver substantial improvements to the Highways network through capital investment over a 30 year period concentrated in the first five years of the Core Investment Period of the project. Where economically advantageous, the Council will invest further sums if this can generate revenue budget savings because it can raise finance cheaper than its commercial partners.
12. The Housing Revenue Account (HRA) Self Financing project delivers to local authorities' greater autonomy in the management of their housing stock and writes off substantial amounts of accumulated debt. This will allow the authority to plan contributions to the capital programme from the Housing Revenue Account with greater certainty over a longer term period, and the Authority has developed a 30 year business plan which will inject into the Housing Programme £70.5m in 2015-16 and £200m+ thereafter over the next three years.
13. School building works will be financed mainly by Department for Education formula calculated central grants supplemented by occasional specific grants to deal with building condition or population growth.
14. The proposed programme illustrated by the graph in paragraph 9 above does not include a number of major projects costing potentially more than £100m which are currently the subject of funding bids or approvals as detailed below.
15. **Flood Defence Schemes (£35m):** Cabinet has already approved a £18m scheme to provide enhanced flood defences over a five mile stretch of the River Don between the city centre and Meadowhall which would protect homes and businesses against a 100 year flood event. The Environment Agency has invited the Council to apply for a further £35m of funding to undertake works across the city in the Upper Don valley, on the River Sheaf, Blackburn Brook and Car Brook.
16. **City Centre Development:** it is a Council priority to regenerate the city centre. The Council is reviewing different partnership options for taking this project forward. This may involve the Council undertaking infrastructure works to prime the development.
17. **Central Library:** the objective will be to provide a refurbished and improved central library and gallery facility to meet modern requirements, while maintaining the heritage value of the existing building. The project is the subject of feasibility work to ascertain the best use of the Council's city centre buildings. The scale of

the work could be very significant requiring external funding support. Approvals will be sought once a funded proposal has been developed.

18. **Castlegate Redevelopment:** the Council is seeking external funding to develop the former Castle Market site potentially as a visitor attraction if there are sufficient remains of the former castle which can be uncovered.

Pressures on the Capital Programme

19. This summary details the pressures on the Capital Programme and the consequences for its funding.

Schools

School Places

20. The Council has a significant duty to provide sufficient and suitable school places. The rising birth rate means that the primary population (which eventually becomes the secondary group from 2015/16) has risen significantly. Two new schools were delivered in 2014 and expansion measures have continued throughout 2015/16. This need will continue for the foreseeable future as the responsibility to build new schools remains with the Council and does not transfer to academies.
21. The proposals in this report are based on the current education funding arrangements and do not include any attempt to forecast the impact of additional schools converting to academy status. This development is expected to reduce the level of funding from today but the demands on the Authority's capital funds will reduce too as the commensurate responsibility for the upkeep of the school infrastructure transfers to the Academies. However the demands relating to the condition of the primary estate are still significant. For the whole school estate, the backlog maintenance bill has been estimated at £100m and in some cases is becoming more urgent as time passes and assets become life expired.

Homes

22. The Housing Programme has suffered twin pressures caused by reductions in nationally funded programmes and reducing capital receipts as a result of the economic climate and changes to the Right to Buy legislation. The introduction of the Self-Funded Business Model has created greater freedom for the Council to invest in its housing stock through contributions from the Housing Revenue account.
23. Having conducted an assessment of the housing market, the Council estimates that at least 725 affordable homes are required each year. The Council aims to deliver these through a combination of initiatives including building homes itself

using the Sheffield Housing Company, releasing land to Housing Associations, bringing long term empty properties back into use as well as private sector developments.

24. The Council has developed a Housing Delivery plan to deliver 20,000 additional homes over the next ten years. This will be achieved through a mix of private sector, Council and Housing association led development. It may be appropriate for the Council to provide or assist in the provision of infrastructure to accelerate the development of key sites.
25. Smaller scale initiatives such as the Custom Build initiative to allow individuals to build their own homes are also being supported through the release of Council owned land,

Roads

26. The Streets Ahead programme is well underway renewing the fabric of the City's highway infrastructure. The new contract creates greater budgetary discipline than before in that the future maintenance costs of changes to the network have to be identified at the point of construction. This is done by calculating the future costs as a "commuted sum" which is usually funded out of the existing revenue budget. As the austerity programme reduces local authority budgets, there may come a point where new works are unable to progress because the Council cannot meet the future maintenance obligations.
27. The final position on the Inner Relief Road (IRR) scheme is dependent on the disposal of a small number of residual sites. Balancing this project relies on realising the sales to match any shortfall otherwise funding will have to be taken from the Corporate Resource Pool (CRP).

Maintaining the Existing Fabric of the Property Estate

28. The Council has traditionally allocated several million pounds each year to fund building renovations and machinery replacement. Cabinet has approved a programme to maintain the rolling programme and deliver savings to the Revenue Budget by engaging in capital spend to address the fundamental problems rather than "patch and mend". However, the size and age of the estate produces a significant demand on the Council's funds.
29. In particular the Council is the owner and custodian of a number of key civic city centre buildings including the Town Hall, Central Library plus Victorian schools in the suburbs. Many of these are listed buildings (the Town Hall is in the highest category of Grade 1) requiring the Council to keep these in good condition and preserve their original features. Inevitably this adds to the cost of any works because the replacement parts have to be specially built. Moreover as these buildings become older, building regulations become more demanding, the

simplest work on say the electrical system can require a substantial overhaul in order to meet the current standards.

30. In order to mitigate this pressure, the Capital & Major Projects service is currently reviewing the estate to identify underutilised or high cost buildings where the facility can be provided from existing or new premises. This project, the Community Investment Plan, will run in conjunction with the Accommodation Efficiency Strategy which will reduce the Council's office space needs enabling it to leave rented property.
31. The first phases of the Community Investment Plan (CIP) and Asset Enhancement have concluded and receipts should arise in the next two years. The first call on the receipts is to repay the investment in these initiatives. The CIP will progress on cash neutral basis with minimal funding whereby future schemes will be financed from capital receipts or revenue savings from completed projects.
32. There is also a substantial programme of remedial works in schools. A small proportion of this can be met by specific grants from the Department for Education (DfE) but the majority of works will require either significantly more grant from the DfE and/or alternative financing.

Developing the Local Economy and Infrastructure

33. Despite the downturn in the property market, the Council will be presented with opportunities to acquire strategic land sites which will help the city recover as the economic upturn gathers pace or provide sites for housing development. Investing in the city's people is also a key priority. In 2012-13 the Council acquired land to facilitate the construction of the University Technology College in the city centre and is supporting a second facility on the site of the former Don Valley Stadium where building has commenced in 2015-16. This is not part of the Council's programme being directly funded by the Education Funding Agency.
34. The Council has led in the redevelopment of the former Don Valley Stadium site in Attercliffe built around a theme of education, sports and well-being to complement the existing sports facilities in that area such as the English Institute of Sport and Sheffield Arena. The site already has a through school constructed by the Council in 2015-16 and will be joined by the City's second University Technical College in 2016-17.
35. There are further plans to include other private sector led developments including an Advanced Well Being Research Centre led by Sheffield Hallam University and Toshiba. The total site investment will be around £60m of which just over half will be from the private sector. The Council has acted as a catalyst investing £25m of its own or grant funding in the remediation of the site, construction of the school and provision of the public realm.

36. The Capital programme funding strategy needs to be flexible enough to respond to such opportunities.

The Consequences for funding the Capital Programme

37. The impact of the national expenditure reductions, the uncertainties of the weakened property market and the need to manage the risks and contain the pressures within the non-housing programme combine such that the authority becomes increasingly reliant on capital receipts. Looking beyond this source, there are opportunities within the capital programme and new funding streams which have been combined to create funding pools such as the Local Growth Fund. Other initiatives such as the Tax Increment Financing Scheme (TIF) are now in operation and the Community Infrastructure Levy (CIL) has been enacted from July 2015. These sources are discussed more fully at paragraph 99.

The Capital Resource Pool (CRP)

38. Historically the Capital Resource Pool (CRP) has been used to fund investment needs not met by Government funding, which is principally targeted at housing, schools and roads. The CRP is therefore used to improve the authority's building estate, deal with backlog maintenance demands and unplanned failures of structures or other property losses caused by natural disasters such as the floods in 2007. The authority needs to retain a prudent level of reserve to cover such risks.
39. CRP is also a key resource for funding those projects which are not supported by specific central government grants for homes, schools or roads. It can also be used to demolish empty properties to redevelop land for sale. This can bring benefits to the Revenue Budget by reducing the costs of safeguarding vacant property as well as replenishing the CRP.
40. The success of the Asset Enhancement programme is key to replenishing this reservoir of funding.
41. Appendix 4 discusses the position on the CRP in further detail but the key point to note is that this report, as for the past two years, recommends that no schemes funded from this source be approved beyond one year (2016-17) because of the uncertainty around future capital receipts.

THE CAPITAL PROGRAMME 2015 – 22

42. The capital programme over the 5 years 2015-20 shows a broadly balanced position with proposed expenditure totalling £819m as per Appendix 1.
43. Wherever possible, attempts are made to match the timing of the receipt of resources and the incurrance of expenditure to protect the Council's cash flow position. Where the levels of expenditure are significant, then individual management arrangements are put in place to mitigate the impact as far as possible. These are overseen by the Director of Finance, in conjunction with the respective Head of Service.
44. The funding of the programme comes from a diverse range of resources, such as government grants, other grants and contributions from other public bodies or third parties, capital receipts, prudential borrowing and revenue contributions to capital. The majority falls within either prudential borrowing or contributions from the revenue account to the capital programme, which together represents £585.2m (72 %) of the overall programme value.
45. The 2015-20 programme was set on the 6th March 2014 and at the time totalled £232.7m for 2015-16. This has been revised as additional resources have been secured and applied to new schemes, together with the net effect of the 2014/15 Outturn slippage and actions taken below, resulting in a revised current approved programme for 2015/16 of £269.5m as per appendix 1.

Slippage within the Capital Programme

46. For the last five years there has always been an underspend against the approved capital programme. Subject to Cabinet approval, funds are rolled forward into the next year in order to complete projects. Slippage reflects delays in physical progress of a project and in most cases the work is delivered in the next financial year. The risk of slippage is present in all capital programmes and has been experienced in previous years.
47. However, the current reporting system has provided greater transparency and identified instances where money appears to be repeatedly carried forward from earlier years. This allows members to test if the funding is really needed and could be reallocated to other priorities. It also shows the delivery performance on the capital programme.
48. Considerable work was undertaken in 2014-15 to identify the cause of slippage and improve capital delivery. This work compared Sheffield's approach to that of other organisations with significant capital programmes and concluded that

project management needed to be strengthened and that delivery plans need independent scrutiny.

49. During 2015-16 the Council introduced a number of “gateways” at which the validity of the project is tested led by the Priority Programme Boards and the Capital Programme Group. These include:

- Approval of a mandate to ensure that all projects are linked to the Council’s priorities so scarce resource is not wasted on irrelevant projects;
- Review of an Outline business case which will set out the benefits and delivery options for the project. The Priority Boards will test if the proposal is value for money;
- Review of an initial business case once the preferred option has been selected. The Council’s Capital Delivery Service and Commercial Services function will advise on the proposed project plan and procurement route;

50. These changes have addressed a number of weaknesses in the programme including:

- the need for an independent review and challenge of project timelines which tend to be optimistic and do not allow sufficient time for key procedures such as approval, procurement and consultation with no contingency if things go wrong;
- Submitting investment bids before the whole project has been scoped in order to obtain capital funding; and
- Weak project governance with inadequate supervision of project managers by project and programme boards. In some cases the supervising group is managing the project.

51. The value of net slippage approved to date totals £31.7m. A breakdown of this by Programme is listed in the table below.

Portfolio	Slippage (£m)	Accelerated Spend (£m)	Net Slippage (£m)	2014/15 Comparable Figure [1]
Housing	17.4	-1.9	15.5	10.8
Other Place	9.4	0.0	9.4	2.7
Resources	0.5	0.0	0.5	4.1
Highways	1.0	0.0	1.0	0.0
Communities	0.0	0.0	0.0	0.0
CYPF	5.3	0.0	5.3	6.0
TOTAL	33.6	-1.9	31.7	23.6
[1] Represents the level of slippage approved at the equivalent period last year.				

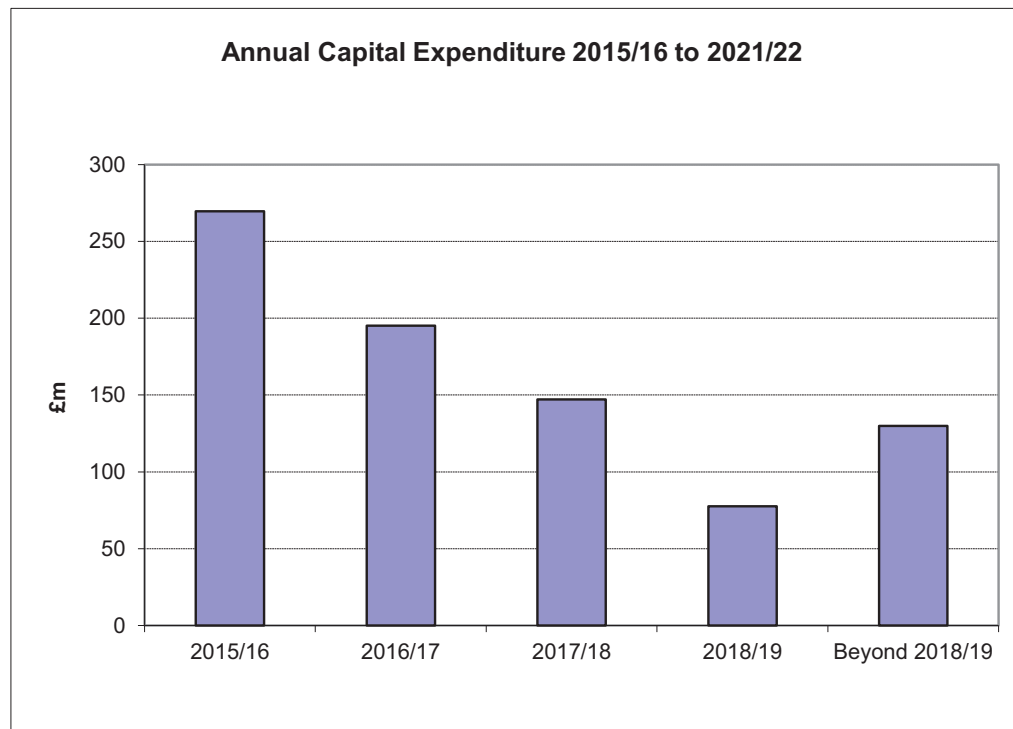
Although the value is higher than last year this does represent a lower proportion of a much bigger programme.

KEY ELEMENTS of the CAPITAL PROGRAMME

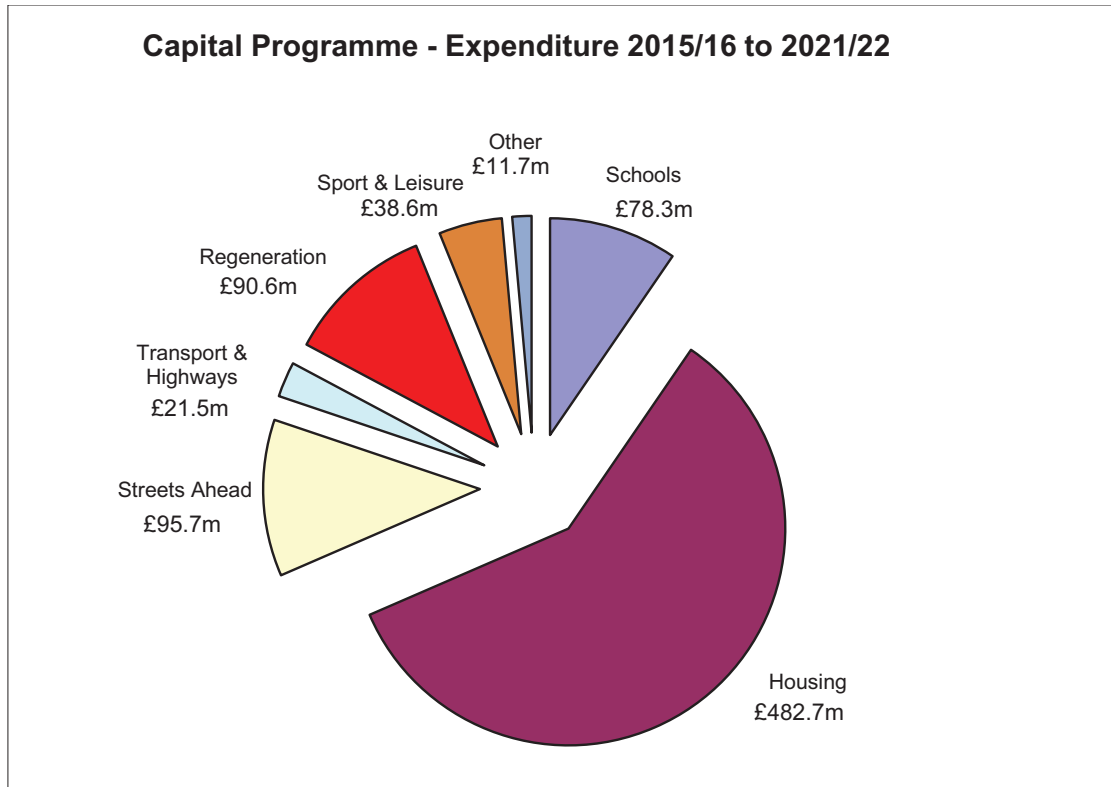
52. The overall Capital programme position for the 5 years from 2015/16 – 2021/22, amounts to £819m. Although the programme is made up of numerous capital projects the majority of its value falls within the Housing programme (482.7m), which represents 59 % of the total programme.

2016/17 Approved Programme	
Annual Profile	
	£m
2015/16	269.5
2016/17	195.2
2017/18	147.1
2018/19	77.6
Beyond 2018/19	129.8
	819.2

53. When represented graphically the peak of the programme is in 2015-16. As discussed at paragraph 14, it is expected that further projects will come forward for approval and add to the programme in later years.



54. The Housing programme becomes the single largest element (59%) of the Capital Programme with significant amounts being invested in roads, regeneration, schools and leisure facilities.



CAPITAL PROGRAMME		
2015/16 to 2021/22		
	£m	%
Schools	78.3	10%
Housing	482.7	59%
Streets Ahead	95.7	12%
Transport & Highways	21.5	3%
Regeneration	90.6	11%
Sport & Leisure	38.6	5%
Other	11.7	1%
Overall Total	819.2	100%

Comments on the main elements are shown below. Further detail can be found in Appendices 6 to 8.

School Places and Capital Maintenance Programme for Schools

55. The need to meet the demand for additional school places created by an expanding population is a priority for the council. Recently new schools in the Waterthorpe and Skinnerthorpe areas will produce new places in areas with increasing pupil numbers. This capacity will be augmented by the opening of the new Through School in Attercliffe on the site of the former Don Valley Stadium. The Council will design and procure the new schools, which will be run as academies under government rules. An external sponsor will then maintain them. Investment in additional school places will continue into 2016/17 and officers are preparing a report for Cabinet on recent school places consultation. This will shape a revised capital programme for schools which will run to the end of the decade and beyond.
56. Capital investment in maintaining the primary estate (including primary schools) utilises the approximately £4m annual grant from the DfE together with the Devolved Formula Grant from the schools themselves (£1.3m annually). Good prioritisation utilising our asset management plans means that the Council can target resources at the most needy schools throughout the city. This includes the ability to combine programmes at schools where it produces better value for money. The critical programmes to follow on after BSF are, heating and electrical, fire risk assessment measures, structural, roofs, windows and mobile replacements.

Housing Programme

The proposed programme is aligned to the three main themes in the Council's Housing Strategy. The programme is summarised below and described in detail in Appendix 6.

57. **Increasing the Supply of New Homes in the City (£82.5)** through supporting the Sheffield Housing Company and other registered homes providers to build new properties. New Homes Bonus Fund money will be used to clear undeveloped sites to prime construction work. For the first time in many years the Council will build its own houses putting substantial funds from the HRA and Affordable Housing payments from developers.
58. **Making the best use of the City's existing housing stock (£291.8M)** by continuing to renovate and refurbish the Council's housing stock. The Decent Homes Programme completed in 2013-14 having invested over £700m into improving homes. Going forward, funding has been identified within the Housing Revenue Account to maintain the standards reached today. Money will also be invested in heating and insulation schemes improving the energy efficiency of homes reducing fuel costs and meeting the Council's environmental objectives.

59. **Helping Younger, Older and Vulnerable people live independently (£23.6m)** through the provision of grants to help adapt private sector houses to their needs as well as adapting the Council's own stock.

Other Projects and Programmes

60. **Regeneration (£90.6m)** is a key programme and objective within the Place portfolio. These works are seen as essential to promote economic growth and jobs which will increase footfall and spending in the city. More businesses, less vacant office and shop space should also increase the Council's business rate income which will help offset the loss of central government funding. Most of the money (£58.8m) is allocated to the New Development District in the city centre which will incorporate the Sheffield Retail Quarter. £10.3m is being invested into Public Realm projects to improve the image of the city thereby attracting new and retaining existing activity. Over £6m will improve the area around Sheffield University and is funded by SCRIF and the University. A further £4m has been invested in the West Bar to Castlegate axis through the demolition of the former Castle Market and removal of 500m of redundant highway along West Bar replacing it with landscaped verge (the Grey-to-Green project).
61. Over £22.3m has been included in the programme to implement the **Council's leisure facilities strategy**. This will deliver new centres in the North and South of the city complementing those at Ponds Forge in the city centre. The plans include £7.5m to build a new centre in the north of the city at Thorncliffe of which £2.3m will come from the Council and the remainder from external funders. The Council has assumed responsibility for the delivery of a £15m development replacing the existing facilities at Graves to serve the south of the city. The new sports centres will also include medical evaluation facilities to measure the impact of exercise on health. A further £1.2m will be invested in a new venture with the Football Association to transform the quality of both adult and junior pitches across the city with Sheffield being the pilot for the national scheme.
62. £3.6m investment in **Office Accommodation** to implement modern IT systems and working practices which will reduce the overall floor space requirement and generate Revenue Budget savings. A further £3.6m is to be spent to make the long term building estate fit for purpose and compliant with the latest Health & Safety and accessibility legislation including £2.1m to survey the Council's building estate and make compliant with the latest Fire Safety legislation.
63. £16.1m is included for the feasibility, design and construction of **flood defences** to protect the Lower Don Valley which should raise business confidence and assist the regeneration of the area. This has increased by £11m from the original scheme following the successful bid for additional funds from the Environment Agency who recognised the potential benefits and awarded the additional funds to provide protection against the effects of further climate change.

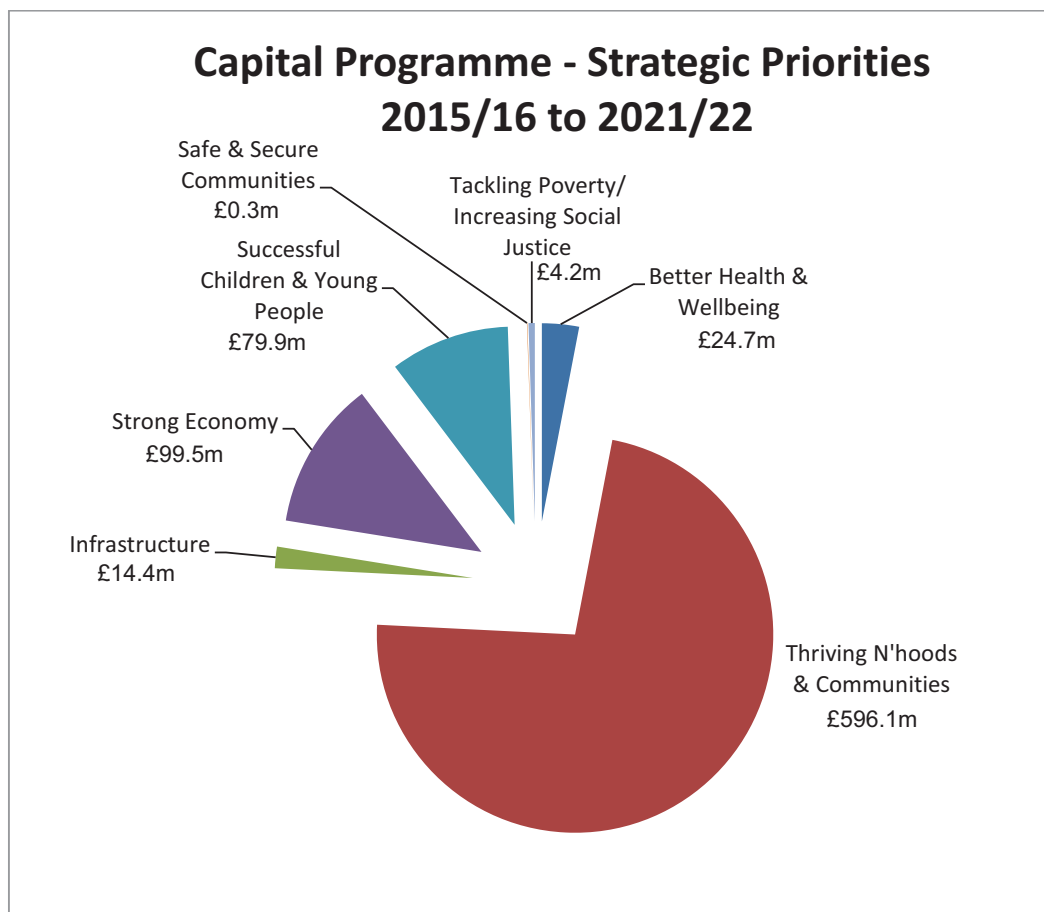
64. **Asset Enhancement Programme.** £0.8m will be invested in surplus council land to prepare it for development increasing its attractiveness so that it can be sold to generate a future stream of capital receipts to fund the Capital Programme. This programme will also assist other Council priorities such as developing new homes.

65. £1.8m investment in **Parks projects** including £0.6m to build a new education centre in the Botanical Gardens. A further £1.1m is to be spent remediating former landfill sites including building a lagoon at the Beighton site to naturally clean the effluent.

Strategic Priorities

66. Over the past two years the Council has adopted an alternative Revenue Budget compilation strategy considering the total investment across all service delivery portfolios in a particular area of performance (called a strategic outcome) which is linked to the medium-term plan priorities. As stated in the Executive Summary, the current disposition of central government and external funding opportunities result in the capital programme principally supports the Great place to Live and Competitive City outcomes.

67. The graph below shows the allocation of investment by Strategic Priority. Individual projects are listed under each strategic outcome at Appendix 10.



68. **Thriving Neighbourhoods and Communities** includes not just the Housing Programme but also investment in schools, sports and leisure facilities, parks, fit for purpose transport systems and road safety measures. These works are predominantly undertaken by the Housing and Place Portfolio programmes and are explained in greater detail in Appendices 6 to 8.

69. **Successful Young People** primarily reflects the investment in schools to give children the opportunity of a good start in life. The School Places Expansion and Maintenance Programmes are the main components of this priority.

70. **Strong Economy** – Schemes contributing to this priority include the City centre regeneration schemes (Sheffield Retail Quarter) plus some energy efficiency schemes such as the insulation of homes which contributes to the Council's environmental objectives.

71. **Health and Well Being** outcome will see investment in information systems and ICT equipment to improve customer service and reduce operating costs, plus

Housing programme schemes that help people to live independent lives in their own homes.

72. **Infrastructure** comprises mainly schemes associated with essential building works to extend the life of, improve or rationalise the Council's building estate e.g. the Office Accommodation Efficiency Strategy, Asset Enhancement and Community Investment Plan. Investments are made to make Revenue Budget savings.

73. **Tackling Poverty and Increasing Social Justice** – £3.9m scheme to improve the local district heating system including the installation of meters in individual dwellings to give people the opportunity to control their energy usage and cost.

74. **Safe and Secure Communities** investment will provide local facilities like resource centres to develop more sustainable and cohesive communities.

The Programme in 2016-17

75. The year on year change in CYPF, from £33.5m in 2014-15 to £29.3m in 2015-16. This is quite a small drop considering 2015-16 included £7.7m for the construction of Don Valley School in Attercliffe. It shows the scale of the capacity expansion projects in the city. A number of expansion projects including a new school for Tinsley, Gleadless and Hallam are planned to complete.

76. Aside from schools, the portfolio plans to spend £0.5m to complete a £0.9m of accommodation improvements at Thornbridge Outdoor Centre making it accessible to all children and £0.5m of grants to improve the secure accommodation unit at Aldine House.

77. Housing programme increases by £23.1m (28%) from £81.4 to £104.6m. There will be significant investment in increasing the Council's housing stock through new build and acquiring suitable properties on the market. The existing stock will also receive substantial investment funded from the Housing Revenue Account with £28.8m going into replacing roofs and a further £10.8m for replacement heating systems.

78. The Place portfolio programme decreases from £99.1m to £28.8 with the majority of the change (44.3m) due to the completion of the first phase of the Sheffield Retail Quarter regeneration work and the new leisure centres at Thorncliffe and Graves. Projects approved for 2016/17 include Public realm improvements around the Sheffield University campus (£4.9m) and the next phase of the SRQ including the demolition of buildings and enabling works (£7.2m). £10m will be spent on Flood defence works in the lower Don Valley as that scheme moves towards completion/

79. Highways programme decrease from £17m to £3.9m as the Bus Rapid Transit North scheme will be substantially complete. The Council has secured funding to improve bus routes through the Better Buses Fund and the 2016-17 Local transport. The programme is being developed and will be added to the budget as schemes are approved by Cabinet.

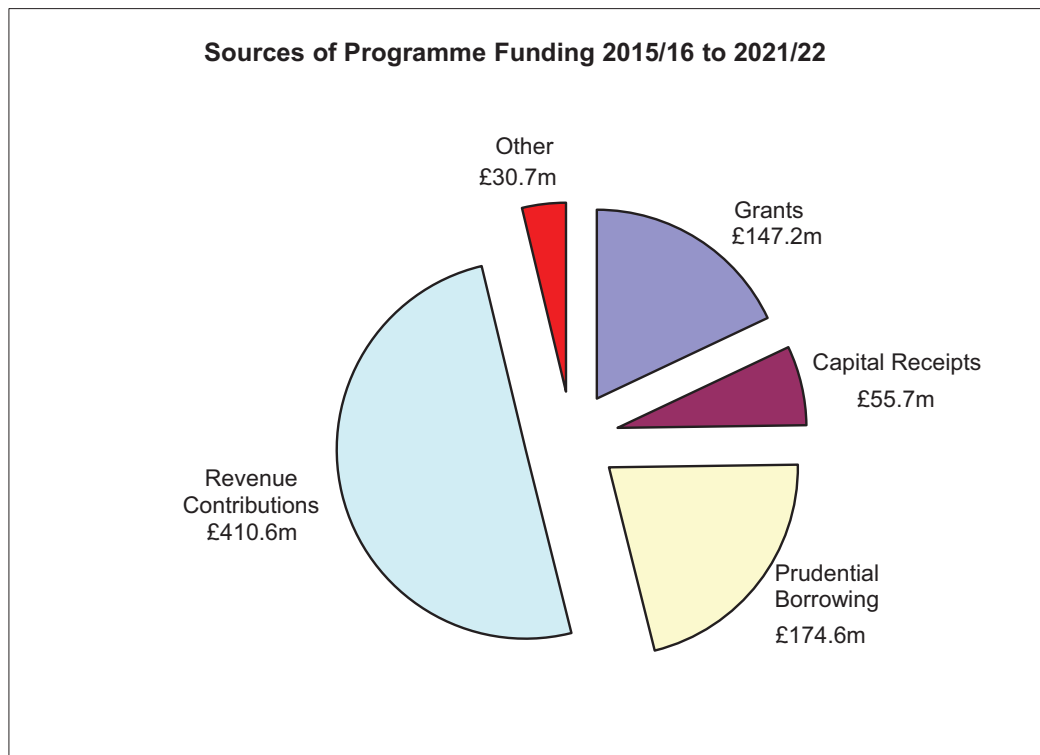
80. The Resources portfolio programme will fall from £7.6m in 2015-16 to £1.4m in 2016-17 as the Office Accommodation Efficiency programme has completed. This scheme has reduced the Council's revenue budgets property costs, preserving more money for frontline services.

81. The Communities portfolio programme is forecast to be unchanged at £0.3m. The investment in 2016-17 will be in providing better insulation to homes.

SOURCES OF PROGRAMME FUNDING

82. The programme details at scheme level, both the proposed expenditure and expected funding on an annual basis. The funding of the programme comes from a diverse range of resources and Appendix 2 gives a breakdown of how the overall Capital Programme is currently funded.

83. The majority of the programme is funded via revenue contributions to capital mainly from the Housing Revenue Account, which amount to £381.7m (43%). Grants fund 18% of the programme, prudential borrowing funds 21% and capital receipts represent a further 7% and it is this element of funding that is the most uncertain. Any projects in the Capital Programme funded by capital receipts can only be undertaken if the receipts are realised.



84. Grants funding is mainly used for the schools capital programmes and highways.

85. Prudential borrowing is used where no external funding is available and to fund schemes which will generate a Revenue Budget saving which then repays the principal and interest. The council can often borrow funds cheaper than its commercial sector partners because of its perceived higher credit rating. It makes sense therefore to inject such capital where there is a potential economic benefit.

Capital Receipts Funding

86. The receipts from the sale of surplus assets are used to fund a Corporate Resource Pool (CRP) which allows Members at their discretion to undertake projects for which there is no external funding. It is also used by the authority as a strategic reserve to cover to emergencies such as the total loss of a key piece of infrastructure e.g. as occurred in the 2007 Floods. As external funding sources are reduced because of austerity cut backs, the CRP assumes an even greater significance in funding the Capital Programme.

87. Appendix 4 reviews the potential receipts and demands on the CRP over the next five years in order to form a view on the level of commitment which can be prudently made.
88. Whilst the Asset Enhancement and Community Investment programmes should deliver a steady stream of surplus properties, the uncertainty in the market suggests that the receipts may not be realised within five years. Moreover, the receipts from the CIP will be re-invested in the programme so that it does not require specific support from the Council.
89. Given the need to maintain a prudent level of reserve to mitigate infrastructure failures, grant claw back, or project overspends, the conclusion is that there is insufficient confidence to be able to recommend to Members that any CRP funded projects are approved beyond 2016-17.

Other forms of Funding

Prudential Borrowing

90. Under the rules of the Prudential Code, the Council has the power to finance Capital schemes using Prudential Borrowing (borrowing that does not attract financial support from the Government, which is also known as unsupported borrowing). The principles for entering into such borrowing were approved by Cabinet on 22 September 2004, and generally relates to 'Invest to Save' schemes, including Land Assembly and funding for major capital projects.
91. It remains the Council's view that it's best overall financial interest is served by substituting Prudential Borrowing for Leasing. It is considered that borrowing in lieu of leasing can be undertaken as an element of 'Invest to Save' (where it is considered to be more cost effective over the whole life of the asset when compared to Leasing), and can be contained within an overall annual limit established for such borrowing.

92. Included within the 2016/17 Capital Programme are the following amounts of prudential borrowing for projects funded in whole or part from prudential borrowing:

Project	Total Project Value £000s
Street Ahead Capital Contribution	65,153
Housing Schemes	25,592
New Retail Quarter	7,251
Graves Leisure	2,339
Office Accommodation Strategy	70
BSF	42
Total	100,447

93. Any amendments to these limits will be approved by Full Council and undertaken in line with the Prudential Code. There are other commitments outside of the capital programme and these are described in the Revenue Budget report.

94. Prudential Borrowing does not receive any government support and therefore if the Council enters into any prudential borrowing then it will incur additional Capital financing costs. Prudential Borrowing will only be entered into where it can be demonstrated that funding is available within the overall Council budget to meet the ongoing borrowing costs.

New Homes Bonus Fund

95. This fund which has been created out of two government incentive payments for building new homes (the New Homes Bonus) and reducing the number of long term empty properties. Council policy is to make this available for projects which improve the local housing or neighbourhood environment or assist in regeneration. Approval of such projects is given by local elected members following recommendations from Council officers.

96. The fund is being used to provide infrastructure or clear derelict buildings to kick start developments at sites which have been unattractive to developers. Often this improves the neighbourhood through removing opportunities for anti-social behaviour as well meeting the Council's priority of providing new homes.

Tax Increment Financing (TIF)

97. This initiative was announced in September 2010. The principle is to allow the authority to borrow funds to undertake capital improvements in an area. The money would be repaid from increased tax revenues (i.e. business rates) in the area as land values rise as a result of the capital investment. This scheme has been used successfully in the United States over the last fifty years, often for major transport, infrastructure or regeneration projects.
98. A scheme to develop infrastructure required for the New Development District (also of which the Sheffield Retail Quarter project is part) has been approved by H.M. Treasury. The borrowing will be repaid out of the anticipated additional rates revenue generated by the redevelopment of the city centre. The Council had previously been developing the NDD using a preferred developer but has agreed, by mutual consent, to dissolve the partnership. The Council is currently reviewing options for taking forward this important scheme.

Community Infrastructure Levy

99. This will supplement the current Section 106 (Town & Country Planning Act 1990) arrangements which fund many of the local neighbourhood facility improvements especially in Parks & Countryside as well as City Development Division. CIL allows local authorities in England and Wales to raise funds from developers undertaking new building projects in their area. The money can be used to fund a wide range of infrastructure that is needed as a result of development. This includes new or safer road schemes, flood defences, schools, hospitals and other health and social care facilities, park improvements, green spaces and leisure centres.
100. The Council intends to use CIL to develop strategic infrastructure projects such as roads and schools e.g. £2.2m will be used in the development of the BRT North link.
101. The Council has developed its rating tariff and introduced the scheme from July 2015. Although at a very early stage of the new regime the current estimates predict annual revenues of £2m - £3m p.a. depending on the pace of development.

RECOMMENDATIONS

102. It is recommended that Members note the specific projects included in the years 2016-17 to 2021-22 programmes at Appendix 9. Block allocations are included within the programme for noting at this stage and detailed proposals will

be brought back for separate Member approval as part of the monthly monitoring procedures.

103. Note the proposed Capital Programme for the 5 years to 2021-22 as per Appendix 9.

104. Approve the Corporate Resource Pool policy outlined in Appendix 4 such that the commitment from the CRP is limited to one year and no CRP supported schemes are approved beyond 2016-17 unless explicitly stated. Further reports will be brought to Members as part of the monthly approval process should the receipts position improve.

Finance
February 2016

SHEFFIED CITY COUNCIL

CAPITAL PROGRAMME

PORTFOLIO / SERVICE	2015/16		2016/17		2017/18		2018/19		Future		Total	
	£k	%	£k	%	£k	%	£k	%	£k	%	£k	%
Children Young People & Families (CYPF) consisting of:												
Schools Programme	32,793	12	28,437	15	16,418	11	363	0	330	0	78,341	10
Other	702	0	892	0	0	0	0	0	0	0	1,594	0
	33,495	12	29,329	15	16,418	11	363	0	330	0	79,935	10
Communities	362	0	315	0	0	0	0	0	0	0	677	0
Place consisting of:												
Highways - Local Transport Plan (LTP)	12,106	4	3,750	2	529	0	0	0	0	0	16,385	2
Highways - Other	4,933	2	166	0	0	0	0	0	0	0	5,099	1
City Development	11,166	4	14,947	8	1,138	1	0	0	0	0	27,251	3
Other Development Services	65	0	50	0	305	0	0	0	0	0	420	0
Capital & Major Projects	3,784	1	644	0	124	0	0	0	0	0	4,552	1
Sheffield Retail Quarter	51,547	19	7,251	4	0	0	0	0	0	0	58,798	7
Culture & Environment	32,491	12	5,931	3	218	0	0	0	0	0	38,640	5
Creative Sheffield	0	0	0	0	0	0	0	0	0	0	0	0
	116,092	43	32,739	17	2,314	2	0	0	0	0	151,145	18
Housing Programme	81,419	30	104,568	54	89,990	61	77,289	100	129,450	100	482,717	59
Resources	7,603	3	1,412	1	0	0	0	0	0	0	9,015	1
Streets Ahead	30,574	11	26,803	14	38,350	26	0	0	0	0	95,727	12
Overall Total	269,547	100	195,166	100	147,073	100	77,652	100	129,780	100	819,218	100

CAPITAL PROGRAMME FUNDING

SOURCE OF FUNDING	2015/16		2016/17		2017/18		2018/19		Future		Total	
	£m	%	£m	%	£m	%	£m	%	£m	%	£m	%
Government Supported Borrowing	0.2	0	-	-	-	-	-	-	-	-	0.2	0
Prudential Borrowing	95.2	34	40.8	22	38.5	26	0.1	0	-	-	174.6	21
Grants	75.6	27	45.4	24	19.6	13	2.3	3	4.2	3	147.2	18
Contributions	23.4	8	2.9	2	0.9	1	1.2	2	-	-	28.5	3
Community Infrastructure Levy	-	-	2.0	1	-	-	-	-	-	-	2.0	0
Capital Receipts	22.6	8	12.6	7	7.8	5	5.7	7	7.0	5	55.7	7
Revenue Contributions	61.6	22	83.2	44	79.0	54	68.3	88	118.6	91	410.6	50
Overall Total	278.6	100	186.9	100	145.8	100	77.7	100	129.8	100	818.8	100

CAPITAL PROGRAMME MONITORING AS AT 30th NOVEMBER 2015

1. Summary

At the end of November 2015, the end of year position forecasts a variance of £17.4m (6%) below the approved Capital Programme. Project managers are forecasting to deliver a capital programme of £259.3m. This is £5m lower than forecast last month following Cabinet approval of revised pending profiles whereby £3.3m of planned spend for 2015/16 was slipped into future years.

The bulk of the forecast variance is in the Place (£12m – 12% - below budget) and Housing programmes (£2.6m – 3%).

The Year to date position shows spending to be £15.5m (9%) below planned spend. This is a £17m change from last month caused by the re-profiling of the Council housing replacement roofing programme which had previously shown expenditure to be ahead of budget and the SRQ now being behind rather than in front of profiled spend.

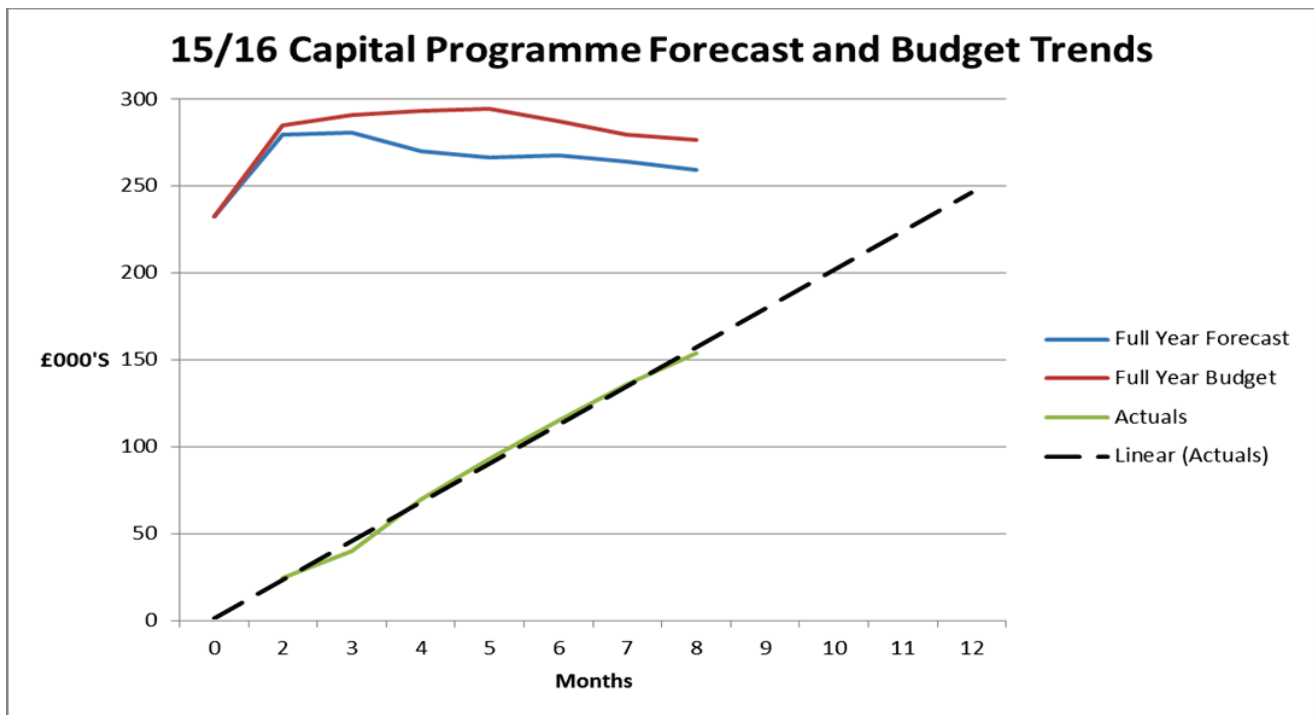
The chart at paragraph 6 compares the Approved Budget, Outturn Forecast and Year to date spend. The increase from the Approved Budget at Council of £232m to the current level is due to the slippage rolled forward from 14/15.

The forecast line shows a reduction of some £20m over the year since Month 2 forecasts in May. The budget has reduced too but at a slower rate indicating that managers are still submitting slippage requests to catch up with the revised forecasts. Looking at spend rates to date, allowing for an increase in accruals at year end and assuming the major (Top 20) projects hit their forecasts, an Outturn close to or very probably below £250m is the more likely scenario.

Financials 2015-16

<u>Portfolio</u>	<u>Spend to Date</u>	<u>Budget to Date</u>	<u>Variance to Date</u>	<u>Full Year Forecast</u>	<u>Full Year Budget</u>	<u>Full Year Variance</u>	<u>Change on Last Mth Bud</u>	<u>Change on Last Forecast</u>
	£0	£0	£0	£0	£0	£0	£0	£0
CYPF	23,811	26,006	-2,196	33,469	35,556	-2,087	-1,408	-1,408
Place	51,962	61,611	-9,649	87,211	99,237	-12,026	-633	-3,893
Housing	45,430	46,872	-1,443	81,941	84,573	-2,632	795	795
Highways	9,771	10,611	-840	17,855	17,559	296	-158	67
Communities	300	295	5	380	352	28	11	11
Resources	1,866	3,263	-1,398	7,873	8,825	-952	-832	-611
Corporate	20,383	20,383	-	30,574	30,574	-	-	-
Grand Total	153,522	169,042	-15,520	259,304	276,677	-17,373	-2,226	-5,040

2. Forecast trends



3. Capital Programme

	2015-16 £m	2016-17 £m	Future £m	Total £m
Month 7 Approved Budget	279.7	195.5	315.4	790.6
Additions	0.0	0.0	0.0	0.0
Variations	0.2	0.0	0.0	0.2
Slippage & Acceleration	-3.3	3.3	0.0	0.0
Month 8 Approved Budget	<u>276.6</u>	<u>198.8</u>	<u>315.4</u>	<u>790.8</u>

The revised programme shows a small net increase of £0.2m.

Finance

November 2015

CAPITAL PROGRAMME: CORPORATE RESOURCE POOL

Overview

1. The Council's Corporate Resource Pool (CRP) provides a flexible capital resource pool to address key Member and Corporate capital priorities. Funding comes mainly from capital receipts arising from the sale of Council land and buildings plus other unrestricted capital income. The national programme of expenditure reductions has increased the importance of this facility as central government support has decreased.
2. In recent years officers have recommended that Members approve capital expenditure commitments for no more than one year in advance because the weak property market, and consequent low levels of capital receipts, put considerable constraints on the CRP creating a net reduction in the level of the pool year-on-year. Prior year commitments exceed the current annual level of receipts leading to a year-on-year reduction of the value of the reserve. Previously, CRP allocations had been set for three years forward to enable services to plan capital investment on a medium term basis.
3. Capital Programme Group (CPG) has reviewed the current position and recommends retaining the current policy in the face of the:
 - declining level of the CRP;
 - irregular flow of receipts from the disposals programme;
 - need to maintain the Council's infrastructure and provide for other capital contingencies such as structural failures or uninsured losses caused by natural disasters such as the 2007 floods.
4. The CRP is used to address funding issues that are not covered by mainstream capital resources. There is still central government funding for some types of capital projects and there are sources of external funding through grants e.g.
 - Department of Education funding for educational buildings through Capital Maintenance or Basic Needs Provision;
 - Department of Health funding for social care;
 - Department of Transport funding for transport infrastructure through Local Transport Plan (LTP), Better Buses Funding initiative or The Local Sustainable Transport Fund; and

- The Housing Revenue Account (HRA) which funds a substantial part of the housing programme and already accounts for almost 59% of the current capital programme.

Investment Rules for use of the Capital Resource Pool

5. Capital Programme Group has developed a series of principles to test the eligibility for CRP support for projects and these are set out below:
 - The project has no other available funding sources i.e. not from central government, internal investment funds e.g. HRA, or other grant funding bodies; and
 - is in line with corporate priorities; and
 - the project is necessary to make an asset compliant with legislation; or
 - the project has a robust business case which delivers financial savings or significant improvements in performance; or
 - is a strategic project which requires cash flow support until a funding package can be arranged. Funding for this type of project will be on an **exceptional** basis taking into account the current level of unallocated cash within the CRP. The project must be viable and capable of repaying the CRP within a reasonable time, for example, by generating asset sales. If the project does not proceed, any abortive project costs would have to be financed from the sponsoring portfolio's Revenue Budget.

Key Issues for the CRP

6. In managing the CRP, the Council faces a number of key issues in respect of the demands placed upon the CRP and the likely level of future receipts:
 - Declining level of Central government support as the period of austerity continues which may require the authority to use its own resources to fund essential infrastructure
 - The need to maintain sufficient funds to match, at short notice, those available from external funders like the European Union, Heritage Lottery Fund, Sport England etc. in order to lever in funding to replace that lost from Central Government.

The Strategy for Managing the CRP

7. The funding of the capital programme is managed by the Capital Programme Group (CPG) comprising senior officers from the Council's services. It makes recommendations to Members through the monthly Finance Budget Monitoring report.

8. Services are asked to propose projects which might use CRP funding. CPG then reviews those projects against criteria such as the economic social benefit of the project, the opportunity to use the CRP as “match” investment to win additional external funding, and ease of delivering the project and its risk profile.
9. Following this financial planning exercise, CPG will make recommendations to Members about those projects which offer best value and the extent and speed to which they can be funded. Those projects will then be developed and come forward for approval as part of the Council’s capital approval process.
10. The rate of approvals can be regulated so that funds are released to projects as capital receipts come in.

Demands on the CRP

11. In the exercise referred to above at paragraph 8, the requests from services for CRP funding totalled just over £67m over the next five years. Given the existing level of CRP funded commitments and the outlook on receipts, CPG recommends allocating a further £6.6m to future projects.
12. This allocation is used for financial planning purposes only and Members are not required to approve any of the projected schemes outside the Capital Approval process.

Receipts

13. The next three years should see a considerable inflow of capital receipts as the Council’s Asset Enhancement and Accommodation Efficiency programmes are completed. Many of these sales will deliver receipts worth over £2.5m per site. The precise timing of these receipts is difficult to predict being influenced by local market and national macro-economic conditions. This uncertainty is on top of the inherent risk in all property sales of buyers pulling out, procedural difficulties, ground contamination, searches etc. Further reports will be prepared for members as negotiations proceed and transactions are completed.
14. The final value realised will also depend on the application of the Council’s Affordable Housing policy. Experience to date has shown that this can lead to a significant reduction in the forecast receipt.

Risks in the Programme

15. Most of the specific risks arise from former capital schemes including:
 - Uncompleted land transactions on the Inner Relief Road;
 - Unrealised land receipts on transactions related to regenerating the Manor estate;
 - Uncertainty over realising the projected receipts from the asset enhancement and Accommodation Efficiency Strategy which are

dependent on a sustained economic recovery in the property market;
and

- Potential delayed development of Broad Street development which will fund a small part of the new Indoor Market cost.
16. Moreover there is a general risk of any approved project within the programme overspending. Given the pressures on the Revenue Budget, the CRP will be the last resort for covering overspends.
 17. There are also a number of legacy issues relating to European funded projects where the Council has been adjudged to be non-compliant with grant conditions and suffered clawback.

Conclusion on the Funding of the CRP

18. Recognising the uncertainty over the future stream of capital receipts, officers believe there is no argument to recommend to Members that the current policy of approving CRP funds for the capital programme only 12 months ahead is changed.
19. There is some improvement in the property market which should start to move sites but the rate and scope of asset realisation is likely to be determined more by the Council's own policies and performance.

GLOSSARY OF TERMS and ABBREVIATIONS

Term	Name	Description
BBAF	Better Buses Area Fund	A fund to support the development of an improved bus service network which replaced the Bus Services Operators Grant (BSOG).
BB2	Better Buses Fund 2	The follow on programme to BBAF
BID	Business Improvement District	A scheme in which Non Domestic ratepayers pay a levy on the rateable values of their properties to fund additional services or developments.
BRT North	Bus Rapid Transit North	A major project to deliver dedicated road lanes for buses between Sheffield and Rotherham.
CIL	Community Infrastructure Levy	A levy on new development. The purpose of the CIL is to contribute to the cost of infrastructure (roads, schools etc.) needed to support commercial and residential development.
	Clawback	A sanction imposed by a funding authority where the Council is adjudged to have broken the terms of the grant agreement either by not delivering the outputs to the promised volume or timescale, or failing to act in the way required by the agreement. The Council receives less money than it planned and must make good the shortfall from its own resources.
CPG	Capital Programme Group	The management group within the Council which develops and recommends to Cabinet the Capital Strategy for the Authority.
CPO	Compulsory Purchase Order	A statutory power to enable local authorities to purchase land in order to facilitate developments.
DfE	Department for Education	The central government department administering the national education policy.
DfT	Department for Transport	The central government department administering the national transport policy.
ERDF	European Regional Development	European Community Funds available to finance key projects.

	Fund	
HRA	Housing Revenue Account	The specific Council fund where costs and income associated with the provision of council housing are collected. The fund provides a substantial contribution to the refurbishment of council owned properties.
LEP	Local Enterprise Partnership	A body comprising Local Authority and local business representatives which allocate capital funds to major economic and infrastructure projects.
LSTF	Local Sustainable Transport Fund	Introduced by Government to promote sustainable transport interventions that support economic growth whilst reducing carbon emissions.
LTP	Local Transport Plan	The capital programme to develop and improve transport links across the county. Funded from central government grant.
NDD	New Development District	An area in the City Centre designated for regeneration through the construction of offices.
NRQ	New Retail Quarter	The area of the City Centre designated for a revitalised retail offer
SCR	Sheffield City Region	A combination of local authorities (Barnsley, Bassetlaw, Bolsover, Chesterfield, Derbyshire Dales, Doncaster, North East Derbyshire, Rotherham and Sheffield) which jointly develop strategic infrastructure projects and economic policy within their combined geographic boundaries.
SCRIF	Sheffield City Region Investment Fund	Devolved funding from central government to be used to create key infrastructure for e.g. transport to promote and assist economic growth.
SRQ	Sheffield Retail Quarter	The programme to redevelop the retail offer in the city centre
SYITA	South Yorkshire Integrated Transport Authority	Established in 2009 to take the lead in developing transport policy across the county.
SYPTA	South Yorkshire Passenger Transport Executive	The organisation that takes the lead to develop the region's transport network and operates some transport facilities.
TIF	Tax Increment Financing	A scheme by which local authorities are given powers to borrow money to finance large scale infrastructure projects. The interest charge and borrowed sum are repaid using the additional local taxes created by the increased economic activity.

UTC	University Technical College	Academies for 14 – 19 year olds offering vocational training and education.
-----	---------------------------------	---

The Housing Investment Programme 2016/17 - 2020/2021

1 Background

This report sets out the Council's proposed investment in homes and neighbourhoods across the city. This investment plays an important role in contributing towards the delivery of the Council's Corporate Plan priorities.

The investment within this report represents Housing and Neighbourhoods activity within the city and is complemented by other investment and delivery activity.

The Housing Investment Programme helps to underpin and deliver some specific elements contained within the Council's 10 year Housing Strategy and other related strategies. This establishes three key objectives for housing in the City over the period 2013 - 23. These are:-

- Increase the supply of new homes in the city;
- Make best use of the city's existing stock;
- Help younger, older and vulnerable people to live independently.

The activities contained within the appendices follow this format in order to clearly set out how the Housing Investment Programme is contributing towards the achievement of these objectives. As noted above, there are other investment activities that are being delivered both by the Council and by other partners that will deliver additional outcomes. Some of these sit outside the scope of this report.

The proposed 2016/17 Housing Investment Programme totals £101.184m. The majority of this investment (£95.414m) will be invested in existing and new council housing, as part of the self-financing Housing Revenue Account (HRA) Business Plan 2016 – 17. This includes a commitment to deliver 1,000 new council homes through new build and acquisition by 2019/20.

Table 1 Split of Investment

The remaining £5.770m will be invested in non-HRA activity, as detailed within this report this is for private sector housing. The non-HRA activity remains at a level which is small by comparison to the overall programme. A priority continues to be exploring alternative options for funding or service delivery within the non-HRA areas.

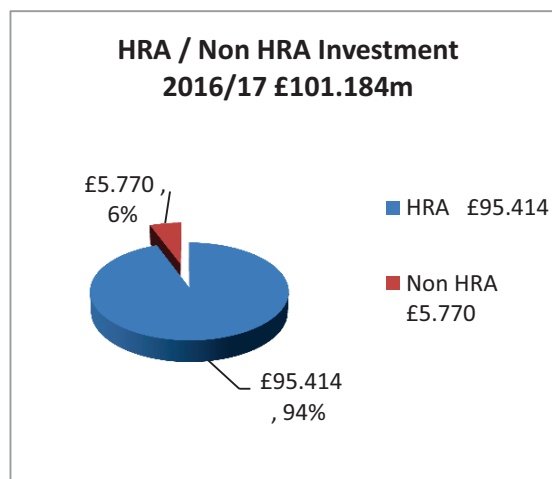
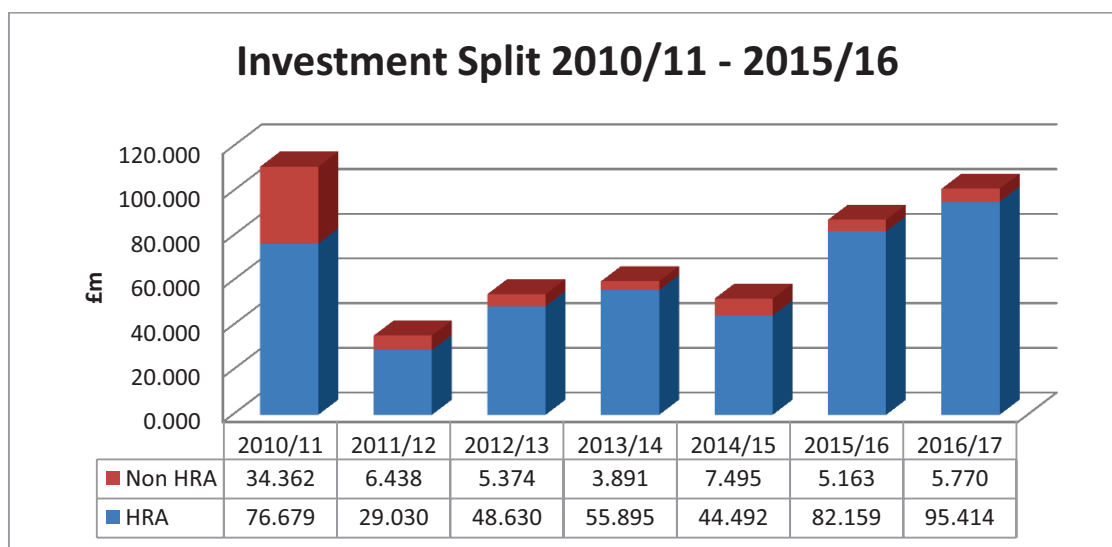


Table 2: 2010 – 2017 HRA / Non Investment



Increasing the number of homes in the city is critical to achieving economic growth.

The Strategic Housing Market Assessment identified that Sheffield requires between 1,975 and 2,425 new homes per year. Over the last year a considerable amount of work has taken place to review land available in the city (public and private ownership), to enable us to understand the potential number of homes that can be built for Sheffield. As part of the work to explore how we can support house building in the city a number of initiatives have been implemented.

A Housing Growth Board has been established to ensure a co-ordinated approach to housing delivery across Council Services.

A Key Account Management approach is being developed to bring together all services contributing to the delivery of new homes. A growth manager will lead this multi-disciplinary team, including housing officers, surveyors, planners and lawyers to focus on driving forward our priority areas.

Enabling more homes to be built requires us to provide a wider choice of land to developers. The council is currently looking at infrastructure requirements and developing a list of priorities for the city. Evidence shows us that viability can be a considerable barrier to building on brownfield land particularly in marginal housing markets and the council will be considering how best to target future resources to unlock housing delivery at the scale that the city requires.

Sheffield City Region, (SCR), has been established as the vehicle to develop a regional strategic growth plan and make the best use of resources available to support delivery. As part of this conversation with Government we are keen to establish a devolved housing fund which can be used more flexibly than current

funding structures. A detailed set of propositions have been presented to Government by SCR and a decision is expected shortly.

2 Review of what has been achieved in 2015/16

Increase the supply of new homes in the city

Non HRA activity

- 137 properties have been completed at Park Hill by March 2016, a combination of 17 social rent, and 120 sale and private rent.
- Improvements at 3 district/local centres at Spital Hill, Darnall and Attercliffe. Work started on site in November 2014 to carry out shop front improvements to Spital Hill this scheme completed in June 2015.
- In Attercliffe, the Town Team which the Council helped set up, continues to meet and plan for the centre. Plans are in place for information boards to be placed strategically round the centre giving information about the businesses and also heritage. These will be installed in Spring 2016.
- Manor Top has not as yet had improvements as this District Centre will be subject to a far wider plan of which Centres work will be part. A programme mandate has been approved by Great Place to Live Programme Board to ensure a co-ordinated approach to deliver major transformation.
- Registered Providers delivered 121 new affordable homes in the city.
- The Council has been named as the only authority in the region to have been awarded “Vanguard” status for the Right to Build pilot scheme .The Council has identified a list of 20 small, medium and large sites which are potentially suitable for custom build development. These have the potential to deliver over 200 new homes, 11 of these sites have already been marketed including Whitehouse Lane and Beighton Road. Sheffield Housing Company is nearing completion on the 293 homes to be built in Phase 1 with 246 completed by November 2015.
- The development at Norfolk Park will build 104 homes and the Parson Cross development 142 homes by 2016. Development of the third site, comprising 47 new homes built on a series of infill plots in Shirecliffe, was completed in 2015.

HRA activity

- A contractor is on site to deliver 51 new build council houses.
- 41 residents have been rehoused from Arbourthorne Fields, 24 homes have been acquired as part of the Long Term Empty Purchase and Repair Scheme.

1 general acquisition has been completed and 24 viable acquisitions are being processed.

HRA and Non HRA activity

- The final 5 households at Park Hill have been rehoused since April 2015.
- 80 long term empties were brought back into use between October 2014 and October 2015.
- Planning permission has been granted for new housing on the former King Ecgbert School site.

Making the best use of the city's existing housing stock

HRA Activity

- 3,200 council homes fitted with new efficient central heating systems.
- Continued to deliver the programme to install individually metered communal heating systems to a further 2,600 homes. Annual consumption figures are showing this work is generating an average saving of over £200 for customers.
- Completed the renewal District Heating Pipework at the Blackberry & Eleanor schemes.
- Continued to install cavity wall & loft insulation to any traditionally constructed properties that require work.
- Carried out essential Health & Safety improvements such as lift maintenance, electrical upgrades and asbestos management.
- The continuation of the programme of fire safety improvements to low rise flats and maisonettes with a further 5,000 homes completed.
- Completed the programme to install fire sprinkler systems to "Ranch" type properties across the city.
- Completed the Area Investment Environmental Programme and a significant amount of door entry work to blocks.
- Installed adaptations to nearly 500 homes to support people to continue to live independently in their home.
- Delivered new Flat roofs to around 1,300 homes.
- Procured 6 Pitched roofing contracts which have delivered around 4,000 new roofs.
- Procured 2 contracts to deliver Communal Area Investment this is due to start in February 2016.
- Procured 3 contracts to deliver a programme of kitchens, bathrooms, windows & doors these are due to start in February 2016.
- Acquisition and refurbishment of over 120 properties to be transformed into council homes.
- Completion of the demolition at SWaN. The demolition of the 246 "5M" type properties at Arbouthorne has begun with around 120 having been completed.

Helping younger, older and vulnerable people live independently

Non HRA Activity

- 88 low income home owners assisted to improve their homes. (87 Minor Works Grants and 1 Home Appreciation Loan).
- Exposures to hazards have been removed / reduced in 50 private rented homes. Risks have been reduced by removing hazards or conditions prejudicial to health with improvements to 420 homes
- Reduce the impact on neighbourhoods of empty homes by carrying out enforcement works to repair or improving the appearance of 30 empty homes.
- Brought 11 long term empty homes back in to use by taking enforcement action or using the threat of enforcement action.

HRA and Non HRA Activity

- 861 homes both in the council and private sector received adaptations to enable people to remain in their homes, (396 Disabled Facility Grants and Public Sector 465 Adaptations).

3 The key targets for 2016/17

Increase the supply of new homes in the city

£28.804m

Non HRA Activity

- Shop Front Improvement Scheme on London Road for up to 130 properties. Development work ongoing and planned to start on site March 16.
- Assist Registered Providers, (RP), partners to deliver 139 new homes as part of the Affordable Homes Guarantees Programme (AHGP).
- Work with RP partners in the city to deliver up to 152 homes as part of the Affordable Homes Programme.
- Continuation of the Sheffield Housing Company developments at Norfolk Park, Parson Cross and Shirecliffe.
- Sheffield Housing Company has designed a further 5 sites that constitute Phase 2. Four of the sites obtained planning approval in May 2015. The fifth site was submitted in December 2015. This work will result in a doubling of the development activity by 2016.

HRA Activity

- Rehouse 25 residents and demolish 113 properties at Arbourthorne Fields Redevelopment Scheme.
- Completion of 51 new council houses.

- Work to start on site on the Manor 8 for the development of 101 new council homes.

HRA & Non HRA Activity

- Work is on-going / progressing on the development of the 10 year Housing Delivery Investment Plan.
- Continued development of Park Hill.

Making the best use of the city's existing housing stock £72.902m

HRA Activity

- Installation of over 3,000 new central heating systems in Council homes.
- Complete the programme to install new heat meters.
- Continue to install cavity & loft insulation to homes that have not had this work completed and procure contracts to start the external wall insulation of non-traditional houses.
- The delivery of over 5,000 pitched roofs and 900 flat roofs.
- Complete the programme of work to install fire safety improvements to low rise flats and maisonettes.
- To further extend the waste recycling provision to blocks of flats
- Deliver Low Rise Communal Area upgrades to over 600 blocks.
- Deliver kitchen, bathroom window & door upgrades to over 2,000 homes.
- Complete adaptations work at homes where work is identified as being required.
- Continue to carry out essential Health & Safety works such as lift maintenance, electrical upgrades and asbestos management.
- Develop a programme of electrical works and start the delivery of upgrades.

Helping younger, older and vulnerable people live independently

£4.878m

Non HRA Activity

- Deliver 20 Home Appreciation Loans (HALs) and 75 Minor Work Grants to ensure vulnerable owner occupiers can continue to live safely in their own homes.
- Investigate medical practitioner referrals to improve health outcomes of 50 health vulnerable private sector tenants.
- Make private sector homes safer by taking action including carrying out works in default to deal with category 1 hazards or conditions prejudicial to health in 450 homes.
- Reduce the impact on neighbourhoods of empty homes by carrying out enforcement works to repair or improving the appearance of 30 empty homes.
- Bring 8 long term empty homes back in to use by taking enforcement action or using the threat of enforcement action. This includes CPO action on a case

per at an average cost of £80k and take over the management of, refurbish, and let 2 empty homes per year at average cost £30k.

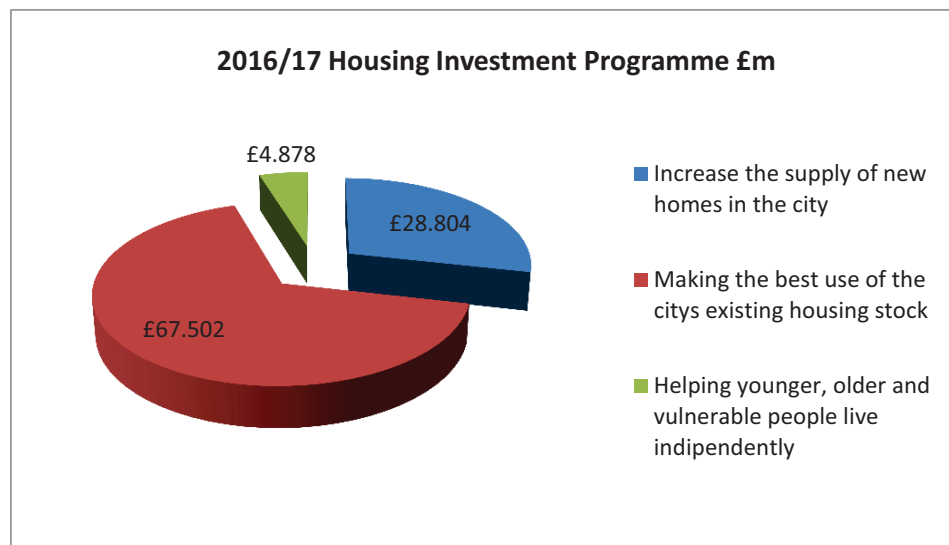
4 The 2016/17 Housing Investment Programme

In total the council expects to invest £104.568m, (including slippage), through this programme in 2015/16 as set out in Appendix 6b and 6c. The source of these funds is set out in Appendix 6a. This sum will increase as some projects will carry over both funds and work commitments from 2015/16 into 2016/17; the level of slippage is currently forecast to be in the region of £3.384m.

Investment has been prioritised in line with the three key objectives outlined below (Table 3):

Increase the supply of new homes in the city,	£28.804m
Making the best use of the city’s existing housing stock,	£67.502m
Helping younger, older and vulnerable people live independently.	<u>£ 4.878m</u>
TOTAL	£101.184m

Table 3: Three Key Objectives



As set out in previous year’s Housing Investment Programme Cabinet Report, there has been a significant reduction in the funding available for regeneration and private sector housing interventions.

This limits the scope of activities that the council can undertake and has required a change in the way the council operates, to see greater emphasis on working closely with our partners to influence their investment decisions and deliver change and investment. We are also utilising New Homes Bonus to deliver regeneration outcomes and to increase housing growth.

5 Increase the supply of new homes in the city £28.804m

Housing regeneration and housing supply,

The Council is committed to increasing the supply of homes in the city, and has secured resources from a variety of sources to achieve this. The main sources of funding for housing growth is from income from the sale of assets and through HRA “borrowing headroom”. Additional funding comes from contributions from Homes & Communities Agency and New Homes Bonus.

The New Homes Bonus Scheme is now entering its sixth year; by the end of March 2016 the council will have received £23.209m of income in the first five years. The scale of the future income expected from this scheme can only be estimated, as it depends on the numbers of new homes built, the number of empty homes in the city and the number of properties demolished, and, above all, Government policy.

On 25th November 2015 the Comprehensive Spending Review and autumn statement set out plans to reform the New Homes Bonus, including means of sharpening the incentive to reward communities for additional homes and reducing the length of payments from 6 years to 4 years. Details of how this reform will affect the New Homes Bonus income assumptions moving forwards are currently being modelled, but it is anticipated that the future income may be significantly reduced.

The council has approved the use of these resources for projects aimed at creating housing, regeneration and economic growth within the city. A strategy has been developed aimed at delivering this growth, bringing long-term vacant homes back into use, supporting wider regeneration to improve the quality of life for residents in our neighbourhoods and encouraging private investment in building new homes.

The schemes which are currently funded or part funded from New Homes Bonus are set out below:-

- Successful Centres Programme
- London Road Shops
- Arbourthorne RAL's
- Norton Aerodrome
- New Build and Affordable Housing

The New Homes Bonus Programme for 2016/17 is £3.720m; this is broken down by capital of £2.294m and revenue of £1.426m, this report only covers the capital element of £1.259m within the Housing Investment Programme the balance of £1.035m is delivered outside of Communities.

The “Long Term Empty Purchase and Repair” scheme, which brings long term empty properties back into circulation through the HRA, the level of investment in

acquisition and new build is £25.308m of which the HCA contributes £20k per property and a contribution for staffing and project support of £227k.

Sheffield Housing Company

Sheffield Housing Company's Phase 1 development comprises of 293 new homes spread across three neighbourhoods are over 50% complete. The new homes in Parson Cross, Shirecliffe and Norfolk Park are all selling well and Sheffield Housing Company, (SHC), has supported 28 apprentices to date in addition to working with many local businesses as part of their supply chain. Phase 1 is planned to be completed in 2016. By the end of 2015 SHC will have submitted a further 5 planning applications for approximately 480 new homes on 5 more sites across the city. This will be Phase 2 and will see SHC start to develop housing in Manor and Fir Vale during the year.

In 2015/16 the council will continue to support Sheffield Housing Company to deliver homes and maximise its impact on the regeneration and economic growth of the areas of the city in which it operates.

Investment in new affordable homes

The Homes & Communities Agency (HCA) has provided funding for new affordable housing through the Affordable Homes Programme (AHP) and the Affordable Homes Guarantees Programme (AHGP).

Local Registered Providers (RPs) secured £7m funding from AHGP 2014/17, which together with RPs' private funding represents approximately £27m of investment. 122 homes should be completed through this route by the end of 2015/16 including:

- Regeneration schemes at Burngreave and Darnall.
- Older persons housing at Wisewood.

A further 139 homes should be completed through the AHGP in 2016/17, including:

- Regeneration schemes at Wybourn.
- Older persons housing at Jordanthorpe.

Local RPs also secured approximately £5.5m HCA grant funding from the first tranche of the 2015/18 AHP. Some of this funding is likely to be handed back to the HCA before start on site due to reductions in rents making some schemes unviable. However, most schemes are expected to go ahead and up to 152 homes are expected to be completed through the AHP in 2016/17, including:

- Regeneration schemes at Arbourthorne, Hyde Park, Beighton and Manor Park.
- Older persons housing at Shiregreen.

The full implications of the Comprehensive Spending Review have yet to be fully assessed at this point in time.

Capital for Housing Improvement and Regeneration

The projects below are in the approved capital investment programme:

HRA Regeneration

£2.655

- Park Hill, All residents are rehoused and the work is ongoing to ensure that the empty building is secured until the units are redeveloped.
- Arbourthorne Fields, the phased demolition of 246 non-traditional (5M type) properties.
- The delivery of a cleared site to facilitate a more diverse housing tenure.
- New build homes for affordable rent through Sanctuary Housing Association.

All households have been declared, rehousing is progressing well and ahead of predicted timescales. 110 properties have been demolished in the financial year 2015/16. Residents affected by the demolition were able to have first access to the new Sanctuary older persons flats and 2, 3 and 4 bedroom family houses. Affected residents also have demolition priority to other council and housing association homes in the Arbourthorne and Norfolk Park areas of the city.

Programme Management

£0.296m

The staffing and professional support services costs incurred in the planning, management and delivery of the programme and professional fees.

Essential Health and Safety

£0.046m

This includes a budget for emergency demolition of houses and garages.

Regeneration

£25.806m

Council Housing New Build

Phase 1 of the New Build Council Housing project is on site at Darnall and Manor with completion of 51 homes due in autumn 2016. Phase 2 comprises 38 homes on the Weakland estate at Birley and is due on site in Spring 2016 with completion in Spring 2017.

Further phases are under consideration including new supported housing for older people and people with disabilities.

Long Term Empties Purchase and Repair

The Long Term Empty (LTE) Purchase & Repair scheme will deliver 45 properties over 3 years as part of the wider stock increase programme. This is part funded by the Homes & Communities Agency as part of the HCA's Affordable Homes Programme 2015/18. The properties will be acquired, refurbished and the added to

the council stock for social housing. The properties must have been empty for 6 months or more to qualify for purchase, they must be financially viable for the council to acquire and be in areas where we have demand for housing. So far the LTE Purchase & Repair scheme has acquired 16 long term empty properties in 2015/16 with an end of year figure expected to be 24.

6 Making the best use of the city's existing housing stock

£67.502m

The review of the Housing Revenue Account (HRA) Business Plan

The Housing Investment Programme contained within this report sets out the investment in council homes over the coming year, as part of the 30 year self-financing business plan. A separate report updating the HRA Business Plan for 2016/17 was agreed by Cabinet on 13th January 2016. The plan incorporates anticipated income and projected expenditure for 30 years and sets the long term direction for council housing investment and services in Sheffield.

Heating & Insulation

£10.837m

There are boilers remaining across the city that are classified as obsolete and need replacing. The backlog of obsolete heating has been tackled systematically since 2009 and should see the completion of the original Obsolete Heating Programme. In 2016/17 £7.0m will be invested in renewing Obsolete Heating systems. This will reduce the cost of responsive repair breakdowns and benefit tenants by providing affordable warmth and tackling fuel poverty. During 2016/17 3,000 homes will benefit from the planned boiler replacement of old systems. Following the completion of the Obsolete Programme the priority will be to ensure that all heating systems that are older than 15 years are renewed and that this cycle of replacement is maintained.

The breakdown element of the project includes renewal work to the social housing stock for which the landlord has an obligation. The project will provide a responsive service to customers who experience a boiler breakdown. This is more likely to be on boilers that are old and obsolete but as this is on a responsive basis address lists cannot be determined. The number of boiler breakdowns has reduced over the previous year as a result of the planned Obsolete Programme therefore the budget for 2016/17 has been reduced to £1.0m.

The heat metering element of this programme commenced in 2014 and will complete by the end of 2017, at the end of this 6,000 homes in the city will benefit from this work. These homes receive their heating through either the Veolia District Heating network or through grouped heating / estate boiler plants with heat metering equipment. This will allow tenants, leaseholders and freeholders the opportunity to only pay for the heat they use.

There is a budget of £0.372k for the continuation of the scheme to install cavity and loft insulation to homes that have not had this work completed and procure contracts to start the external wall insulation of non-traditional houses.

This programme follows major investments in the efficiency of the boiler plant rooms and internal heating controls.

Community Heating

£0.905m

A review of the underground District Heating and Community Heating distribution system has taken place to assess its condition. Following a review of District heating in 2016/17 this budget may be required to replace underground distribution pipe-work that has reached the end of its useful life and should avoid repeat breakdowns and revenue repairs costs. This budget will complement the heat metering improvements mentioned above.

Essential Investment Work (Health & Safety)

£1.915m

Minimising fire risk in blocks of flats, this has become a regular item of expenditure following the fire at Lakanal House, Camberwell in London in July 2009. Risk assessments for all archetypes in the city were carried out and a programme has been underway for a number of years on low rise flats to deal with all identified risks as part of an agreed plan with the South Yorkshire Fire and Rescue Service. All future improvements will be tackled based on level of risk. Other Health and Safety work includes lift maintenance and replacement, electrical rewires, asbestos management, and fire sprinkler systems, in a 5 year programme.

Elementals Programme

£47.740m

The following activity is included within the Elemental Programme:-

Kitchens, Bathrooms, Windows & Doors

This programme of work will continue to address the backlog of homes that did not have all elements of decent homes works or only had partial works completed. These elemental programmes will be delivered separately and will be delivered in two stages. The first stage will complete work to homes that had no work carried out during the Decent Homes Programme. Phase 2 will complete elemental work those homes that only had partial work completed during the Decent Homes programme.

Communal Areas Investment

A programme of communal area refurbishment for low rise flats is ongoing, this started on site in 2015/16. This work is complementing the decent homes work in the city and helps improve the sustainability of blocks. This is been done by refurbishing all low rise blocks in the city to a consistent standard. Each block will where practicable have a secure communal door or door entry system, double glazed windows in the communal area, provide a well-lit communal area and floor

finishes that are safe and can be easily cleaned. The extent of work in each block will be determined through site surveys in conjunction with local priorities.

Electrics

A budget has been set for electrical work this will develop and deliver the future strategy and approach for electrical installations in the Council Housing stock. Many upgrades of systems were carried out as part of the Decent Homes programme particularly around the kitchen/bathrooms work however electrical installations to blocks and remaining parts of properties have not been invested in. A programme needs to be brought forward to deal with this backlog of work.

Roofs and Externals

This work includes replacement of flat and pitched roofs, rainwater goods and external fascia's/soffits in order to protect the substantial investment in the internal fabric that the Council has made in the stock since 2004/2005; it will also enhance the appearance of neighbourhoods. Investment in the external fabric also provides an opportunity to generate savings to the revenue repairs budget by a planned programme of replacement rather than carrying out expensive individual responsive repairs and external painting which involves the use of scaffolding equipment and working at height. Work began in 2014/15 and will be completed in 2019/20.

Waste/Waste Management Improvements

£1.328m

This project will include completing recycling facilities provision to blocks of flats in the city which require specific facilities. It is also anticipated that some bin chute closure work will be undertaken alongside this recycling work at some maisonette blocks which will provide a complete waste disposal solution.

Garages

£1.172m

Investment of almost £4m is proposed over a 4 year period to 3,402 garages. 1291 garages and garages sites are not sustainable and it is proposed that these garages are demolished. This will secure the viability of garages for the long term and some sites may offer sites for new council house development.

Programme Management

£3.163m

The staffing, professional support services costs incurred in the planning, management, delivery of the programme.

PSH Empty Properties

£0.120m

The Council needs as a last resort to be able to take action to reduce the impact that empty properties have on the neighbourhood by serving enforcement notices and carrying out works when owners are non-compliant. Debts created can give rise to

enforced sale procedures which lead to a change in ownership as a precursor to return to occupation. CPO action is also sometimes warranted. Empty property management orders allow the Council to take over and let homes after carrying out any necessary works to bring them to an appropriate standard for letting. The ability to carry out or threaten to carry out such actions is a key enforcement tool for which a budget is an essential requirement.

7 Helping younger, older and vulnerable people live independently. £4.878m

Disabled Facilities Grants for Owner Occupiers £2.000m

This will be funded by £1.950m capital grant from Government through the Better Care Fund. In previous years the council has contributed £0.500m of its own resources. Due to the low level of capital receipts and other calls on this resource the match funding the council has previously provided is no longer available at this level but £0.050m has been identified as match funding. However this lower level of match funding may result in households waiting longer for adaptations in their homes and a waiting list may develop towards the latter part of the year. It could also have knock on effect on increasing the financial pressure on local health services and adult social care budgets – it is predicted that 400 disabled facility grants will be approved in the 2016/17 period and that 30% (120) of these will be prioritised as urgent. Cases are deemed urgent to avoid hospital admission. A small proportion of the total will be approvals issued for people awaiting discharge from hospital. Failure to find additional funding may see increased pressure on hospital and care services, therefore the capital receipt position will be reviewed regularly to see if it becomes possible to increase this budget during 2016/17.

Minor Works Grants £0.150m

This project helps the vulnerable elderly owner occupiers to remain safe, secure and healthy in their homes by funding up to £2,000 of minor repairs per grant. Approximately 75 homes will benefit for each year of £0.15m investment, relieving pressure on home care services, hospitals and care homes.

Private Housing Standards £0.130m

The Council is under a statutory duty to take action to deal with private rented properties where there is a Category 1 hazard or a statutory nuisance. We work with landlords to seek compliance thorough cooperation, however where necessary we do have to resort to enforcement action. This can be carrying out works in default or prohibiting the use of part or the whole dwelling. In some cases for the Council may wish to assist landlords to meet required property standards or achieve higher property standards where appropriate to do so.

Such cases for example could include works necessary to tackle childhood asthma or additional costs of fire protection to allow for residential careers for vulnerable adults.

Homes and Loans**£0.635m**

This service was set up by Sheffield during 2004 to offer affordable loans instead of grants to financially vulnerable home owners living in non-decent accommodation. It continues to provide this service to all local authorities in Yorkshire and the Humber, as well as Sheffield. Such loans require no monthly repayments and only become due when the property changes hands. In addition, the service administers Relocation and Empty Property loans using various funding sources, and also provides Foster Care loans (conditionally non repayable) specifically for Sheffield. The service continues to be funded entirely from non-council resources.

Sheffield Homes and Loans**£0.100m**

The current budget is fully committed and has been allocated to cases of extreme need where owner occupiers could not sustain continued occupancy of their homes without financial intervention and advice and guidance from housing officers. Further requests for assistance have had to be refused. The recent Building Research Establishment, (BRE), house condition survey shows that there are an increasing number of cases in similar need in the private sector. There is no other form of assistance for to Owner Occupiers to help them stay in their own homes. Funds do not often recycle back into the pot which evidences that this secures homes for people for the long term reducing pressure on council housing and care.

Adaptations**£1.863m**

Since the start of the Decent Homes programme significant investment in Council housing has taken place to address any household who are in need of adaptations to allow independent living. The demand for adaptations is expected to increase given the age profile of council tenancies across the city. The Decent Homes investment does mean that many of the new bathrooms and adaptations will be able to help suppress costs and a number of initiatives to recycle stair lifts and ramps have been implemented to reduce costs. The budget will meet the demand of new requests and also refurbishment of older adaptations in 2016/17.

Neighbourhoods Investment Programme 2016/17 to 2020/21

Resources for Investment in Council Housing	£000's 2016/17	£000's 2017/18	£000's 2018/19	£000's 2019/20	£000's 2020/21
Major Repairs Reserve/Capital	82,316	78,000	54,200	45,000	48,700
Additional Borrowing	0	0	14,300	19,200	4,700
Other Capital Contribution	3,200	2,000	500	400	400
HRA RTB Receipts (LA Share)	9,900	6,600	5,500	4,300	1,100
Sub Total HRA	95,416	86,600	74,500	68,900	54,900
<i>HRA Slippage</i>	<i>3,384</i>	<i>0</i>	<i>0</i>	<i>0</i>	<i>0</i>
Total HRA Resources	98,800	86,600	74,500	68,900	54,900
Resources for Other Investment					
Sub-regional Loan Contributions	635	541	0	0	0
New Homes Bonus	530	50	0	0	0
Disabled Facilities Grants (Better Care Fund)	1,950	1,950	1,950	1,950	1,950
Capital Receipts	0	0	0	0	0
Capital Receipts - RTB	1,731	0	0	0	0
Capital Receipts - Land	500	500	500	500	500
Capital Receipts - RTB Preserved	422	349	339	404	346
Corporate Resource Pool	0	0	0	0	0
Sub Total General Resources	5,768	3,390	2,789	2,854	2,796
<i>Non HRA Slippage</i>	<i>0</i>	<i>0</i>	<i>0</i>	<i>0</i>	<i>0</i>
Total General Resources	5,768	3,390	2,789	2,854	2,796
Grand Total Resources	104,568	89,990	77,289	71,754	57,696
Programme Total	104,568	89,990	77,289	71,754	57,696
Check Total	0	0	0	0	0

NB The Capital funding figures, including borrowing, are indicative at this stage. During 2015/16 the debt management strategy will seek to maximise savings on interest rates which will be used to benefit the HRA funding and borrowing positions.

Neighbourhoods Investment Programme 2016/17 to 2020/21

Spending	£000's 2016/17	£000's 2017/18	£000's 2018/19	£000's 2019/20	£000's 2020/21
Helping younger, older and vulnerable people to live independently	4,878	4,853	4,404	4,580	4,880
Increase the supply of new homes in the city	28,804	18,448	17,274	17,653	334
Make best use of the city's existing housing stock	67,502	66,689	55,611	49,521	52,482
Sub Total	101,184	89,990	77,289	71,754	57,696
<i>Slippage</i>	3,384	0	0	0	0
Grand Total	104,568	89,990	77,289	71,754	57,696
Funds	104,568	89,990	77,289	71,754	57,696

Neighbourhoods Investment Programme 2016/17 to 2020/21

Spending	£000's 2016/17	£000's 2017/18	£000's 2018/19	£000's 2019/20	£000's 2020/21
Adaptations and Access	1,863	1,932	2,024	2,200	2,500
Communal Areas Investment	5,878	5,970	3,420	5,200	5,000
Community Heating	905	385	1,062	1,155	1,380
Electrics	1,800	6,866	6,866	6,866	4,719
Essential Health & Safety	2,286	1,730	1,020	637	770
Garages	1,172	1,202	0	0	0
Heating	10,837	7,094	7,594	8,094	8,313
HRA Regeneration	845	0	0	0	0
Kitchens, Bathrooms, Windows & Doors	11,000	11,300	7,306	6,560	17,300
New Build & Acquisitions	25,258	18,038	16,914	17,314	0
Other Planned Elementals	268	2,000	2,000	4,250	0
Private Sector	3,135	3,041	2,500	2,500	2,500
Regeneration	2,359	68	18	18	18
Roofs & Externals	28,790	25,822	23,105	13,500	11,736
Waste Disposal	1,328	1,082	0	0	0
Programme Management	3,460	3,460	3,460	3,460	3,460
Sub Total	101,184	89,990	77,289	71,754	57,696
<i>Slippage</i>	3,384	0	0	0	0
Grand Total	104,568	89,990	77,289	71,754	57,696
Funds	104,568	89,990	77,289	71,754	57,696

Transport Capital Programme 2016/17

The National Context

1. The LTP is a statutory document that sets out how transport will help support the development of the Sheffield City Region (SCR) over the next 15 years. It comprises a 15 year strategy document covering the Sheffield City Region (2011-2026), together with a series of annual capital programmes for South Yorkshire.
2. The Better Buses Area Fund (BBAF) programme sets out specifically how public transport will help support the economic development of South Yorkshire over the next two years. The programme has three core elements - Smart Ticketing; Smart Infrastructure; and Smart Management.
3. The BB2 capital programme is a five year national pilot initiative, and is at various stages of development and delivery. The core elements are similar to other LTP and BBAF funded work, investing in improved infrastructure to increase efficiency and reduce the cost of bus operations on a number of key corridors (thereby reducing the need for Government direct grant assistance to operators).

The Local Agenda

4. The funding streams combine to form the Council's overall transport programme. This programme will help deliver our "Vision for Excellent Transport in Sheffield", enabling people to make informed choices about the way they travel and helping transport contribute to the social, economic and environmental improvements we want to happen in the city.
5. The transport programme will reinforce the "Excellent Transport" vision by ensuring that transport contributes to achieving many of the outcomes in the Council's Corporate Plan, and will help deliver the specific transport objectives in the Corporate Plan, namely:
 - Thriving Neighbourhoods and Communities
 - Sustainable and Safe transport
 - Reducing carbon emissions
6. The transport programme also makes a significant contribution to the Council's new Public Health role, and links to ongoing "Olympic Legacy" work via Sheffield's National Centre for Sport and Exercise Medicine, by promoting "Active Travel" (walking and cycling).

7. Principles of Sheffield's Plan for Transport

- Segregated networks for public transport, walking, cycling and private cars *reducing conflict and accidents and offering improved transport speed, capacity and choice*
- Integration between all modes – thus Park and Ride from city outskirts; bike parking / hire and family friendly dedicated cycling / walking routes to bus and tram stops and key destinations *allowing faster public transport journeys and transforming connectivity*
- A “Metro” style public transport network for the city region integrating bus, tram, tram-train and rail *offering London Underground style simplicity and user confidence in interchange opportunities*
- Mode shift – from private car to walking and cycling for trips typically under two miles and from private car to public transport and cycling for trips under five miles *freeing up road capacity for essential journeys (and the mobility restricted), improving health, air quality and workforce productivity along with access to work and training*
- A defined network of “distributor” roads, engineered to 30mph speed limits (or higher where possible) legible for motorists and road freight and *designed to keep traffic flowing, physically protecting vulnerable users from danger and discomfort and reducing accidents and delays. Fewer major junctions, reducing stop-start motoring*
- Managed traffic volumes and speeds in residential and other areas, distinct from the distributor network *providing high quality, liveable neighbourhoods supporting 20mph speed limits with safe walking and cycling environment and minimising turning movements, traffic signals etc.*

Overview of the Programme

8. Each year, the Council delivers a programme of transport projects, funded by external funds made available nationally. The Local Transport Plan (LTP) is the main process used historically by Government and the Department for Transport (DfT) for local authorities to set out their transport strategy and for the nationwide allocation of funds for projects. Sheffield is part of the South Yorkshire Local Transport Partnership, led by the South Yorkshire Integrated Transport Authority (SYITA). Sheffield's share of the LTP in 2016/17 is expected to be around £2.3m
9. In recent years the Government has also provided other dedicated funding streams for transport initiatives for authorities to bid for according to specific guidelines. Local Sustainable Transport Fund (LSTF), Better Buses Area Fund (BBAF) and Better Bus Area (BB2) resources are now both available to the South Yorkshire Partnership following successful bids. “Pinch Point” funding was awarded to Sheffield City Council for improvements to Penistone Road.

10. The “Better Buses Area Fund” completed in March 2014. A second “Better Bus Area” fund (BB2) was awarded to the Sheffield Bus Partnership in February 2013 in recognition of the ground-breaking Voluntary Agreement between the principal bus operators, SYPTTE and the City Council that was launched in October 2012. This programme totals £18.3m spanning a five year period - £6.7m revenue activities (coordinated by SYPTTE) and £11.6m capital investment. The Council is again responsible for leading on the delivery of these capital projects on behalf of the Sheffield Bus Partnership.

12. The Council’s formal Capital Approval process requires full Cabinet sign-off for each funding stream programme as outlined above, and each scheme within these. The lower flexibility of some of these funding streams, and their mixed capital/revenue nature has created further complexity for delivery. This paper therefore sets out current priorities for funding allocations prior to the Council’s overall budgets being agreed early in the New Year. Once developed the full programme will be taken through the Strategic Priority Programme Board for approval to ensure that the proposed work delivers benefits which are consistent with the Council’s Corporate Plan.

14. The Council will work with the South Yorkshire Integrated Transport Authority to make best use of the available funds.

15. Another very significant influence on timing is the Streets Ahead programme. The Council’s contractor Amey is progressing an initial five-year “core investment period” which ends in 2017/18 and most roads and footways in the city will be improved during this time, the works being spread across 108 “zones” to facilitate this. Maximising opportunities to dovetail funding (and therefore achieve value for money) whilst minimising disruption is therefore now central to the priorities for the Council’s overall transport capital programme over the next five years.

Sheffield City Region Investment Fund Programme (SCRIF)

16. The Council has agreed a deal with Central Government to devolve up to £500m of investment funds previously controlled by central government. Some of this will be available for transport schemes and can be used by the city region to create significant infrastructure projects to improve connectivity across South Yorkshire, North Derbyshire and North Nottinghamshire. The bidding process for these funds is via the City Region.

The “Better Bus Area” (BB2) Programme

17. This is a similar programme to BBAF, except that it is specific to the Sheffield District as “reward” for the launch of the ground-breaking Sheffield Bus Partnership. It comprises a new five year capital and revenue programme, the capital element of which increases year-on-year with revenue decreasing. The capital programme will be to focus on further infrastructure projects that improve the reliability, punctuality and cost-effectiveness of bus services, hence contributing to passenger growth. The programme is coordinated by the PTE but delivery of most of the infrastructure projects rests with SCC
18. The current proposals for next year would see £2.9m invested and indicative allocations are given below:
19. Infrastructure investment again needs to tie into the Streets Ahead programme to minimise disruption and maximise value-for money. Further refinement of the programme will need to be agreed through the Bus Agreement Partners initially and will then be reported to the Cabinet Member and to SYITA as appropriate.

Proposed 2016/17 Local Transport Plan Programme

20. In the coming year, there will be a number of **commitments for continuing existing initiatives**. These include:
 - Accident reduction schemes - additional funding for more schemes to improve road safety, from existing lists of known problem sites.
 - 20mph speed limits outside schools and in residential areas – implementing an agreed programme of 20mph areas where needed across the city, plus associated parking restrictions such as zig-zags outside school gates. The key priority remains on reducing child casualties.
 - The citywide programme of projects under the banner of “Enhancements to the Streets Ahead Programme”, including pedestrian crossings, refuge islands, school entrance schemes – focussed on the twenty zones where Amey are programmed to be working next year;
 - Another city-wide programme, again linked to Streets Ahead, of smaller scale opportunities such as provision of dropped kerbs, guard rails, removal of old street clutter etc. – identified jointly with Amey for each zone and with input from ward Councillors;
 - Another city-wide programme, again linked to Streets Ahead, of small scale cycling opportunities;

- Cycle Routes - continued progress on a programme of on-street facilities and off-road “Green Routes”, encouraging more people to try different ways of travelling to work and adopt healthier lifestyles whilst avoiding congestion. The LTP investment also enables development work for future bids for DfT funding such as “Cycle Ambition Grant”; “Cycling Cities” etc.
- Sheffield Bus Agreement Work –the Council’s contribution to the Bus Partnership focuses on dealing with bus hotspots and developing Key Bus Routes to help prevent buses getting stuck in congestion and hence improve reliability and increase patronage.
- Traffic Management schemes – including small scale traffic signal enhancements and camera enforcement schemes
- Public Rights of Way improvements – a rolling annual programme to maintain local footpaths

Details of these schemes can be found in Appendices 9 and 10.

22. Arising from the above and recognising the overall imperative to align the Capital Programme as much possible with Amey’s “core” programme, the following indicative Programme Blocks are proposed:

Draft 2016/17 LTP Programme by Block Allocation	£ million
Road Safety schemes	0.6
Action linked to “Streets Ahead” Programme	0.6
Contribution to Bus Rapid Transit North project	0.5
Traffic management schemes	0.5
Public Rights of Way	0.1
Total (£2.6m provisionally available)	2.3

Detail project proposals will be brought forward via the Programme Boards as part of the Council’s capital approval process. These numbers are not included within Appendices 9 and 10.

Proposed 2016/17 Better Buses Area Fund 2 Programme

23. Projects are currently being worked up to invest over £4m in various bus corridors across the city to improve network reliability.

Regeneration Programme

The National Context

1. Over the last five years, central government policy on capital funding for economic stimulation projects has changed. There has been a move towards investments in projects which repay the original capital either through a direct repayment of the loan or grant from the profits of the project, or higher business rates for local authorities like the TIF schemes (see paragraph 95).
2. The government has sought to create regional funds (like the Local Growth Fund) where cash allocations are made through the Local Enterprise Partnerships (LEPs). The BRT North project has obtained a £2.3m loan to cash flow the project until local building developments generate CIL earnings to repay the loan.
3. In the future, government policy may further devolve funding for skills, transport, regeneration projects and other capital spending decisions to City Region authorities with the involvement of the Local Enterprise Partnerships (LEP) in capital allocation decisions

The Local Agenda

4. In practice this means that there is a substantial fund known as the Sheffield City Region Investment Fund (SCRIF) which is available to the leaders of the Sheffield City Region (SCR) to allocate and transform the infrastructure and economy of the SCR.
5. The Council has already succeeded in securing £5m public realm improvements for the Grey-to-Green in the West Bar area and to develop a high quality campus around the University of Sheffield. Further bids will be made for projects to develop the city centre around Castlegate, Fitzallan Square to Paternoster Row and , promote an industrial development at Claywheels Lane.
6. The biggest scheme under the development is the Sheffield Retail Quarter (also known as the New Development District). For the moment this is being wholly funded by the Council as it acquires the necessary parcels of land and develops the blue print for the scheme. This work will be completed to enable the process for selecting the development partner of land. The options for structuring the property deal are being finalised and will be presented to Cabinet. The potential for the Council to work up the project to create an investment grade opportunity and either seek a forward sale with interim funding or fund the scheme directly is also being considered.

7. These schemes support the Council's strategy to create a revitalised city centre which will drive footfall and business creating jobs and grow the economy of the city.
8. The regeneration of the city extends beyond the city centre. In the Lower Don Valley the Council has a number of initiatives aimed at regenerating the area. This strategy is based upon securing the future of the established businesses through better flood defences, creating new businesses by remediating the site of the former Don Valley Stadium for use as an Advanced Well-being and Research centre, and creating new homes and schools in the area to support the growth of the community.
9. Other joint initiatives with Rotherham Metropolitan Borough Council over Sheffield – Rotherham Economic Corridor and national investment like the Tram-Train project should further strengthen the development of the area.
10. Plans are also being drawn up to regenerate the Upper Don Valley to create more employment and housing from Parkwood right through to Stocksbridge and Deepcar. These will be brought forward in due course.

The Capital Programme 2016-17

11. The key components of the 2016-17 Capital Programme include SRQ (£58.8m), Grey to Green, demolition of Castle Market (£2.8m), the remediation and development of the Olympic Legacy Park (£5.7m) and £16m for the construction of the Lower Don Valley Flood defences.
12. These schemes have a relatively long time frame for delivery. Some benefits will be seen immediately in 2016-17 but other schemes will continue to the end of the decade.

The Expected Benefits

13. Through these works the Council aims to promote more economic activity, create a better public realm and the lift overall national standing of the city.

Summary of 2016/17 Capital Projects by Portfolio

Appendix 9

2016-17 Approved Capital Programme

Values in £'000s	Expenditure					Total
	Current Year Outturn	2016-2017	2017-2018	2018-2019	2019-	
Resources	7,603	1,412	-	-	-	9,015
CYPF	33,495	29,329	16,418	363	330	79,935
Communities	362	315	-	-	-	677
Regeneration & Leisure	99,053	28,824	1,784	-	-	129,661
Housing Programme	81,419	104,568	89,990	77,289	129,450	482,717
Highways	17,039	3,916	529	-	-	21,484
Corporate	30,574	26,803	38,350	-	-	95,727
Total	269,547	195,166	147,073	77,652	129,780	819,218

Summary Report / Annual Cabinet 1

Cycle: 164 - Budget cycle Nov'15 month end, Status: Closed, Type: Budget
 Company: 00001 SHEFFIELD CITY COUNCIL
 Programme: *All
 Directorate: RESOURCES
 Service: *All
 Division of Service 1: *All
 Division of Service 2: *All
 Division of Service 3: *All
 Division of Service 4: *All
 Manager: *All
 Business Unit / Project: *All
 Approval Status: Approved or Requested Approval Versions
 Stage: 10 Project Planning - 90 Disposal

	Expenditure										Total
	Project Start	Project End	Approval Status	-2015	2015-2016	2016-2017	2017-2018	2018-2019	2019-	Expenditure	
Values in £000s											
00001 SHEFFIELD CITY COUNCIL											
RESOURCES											
FINANCE											
BUSINESS CHANGE & INFO SOLNS											
^OFFICE ACCOMMODATION											
^OFFICE ACCOM EFFICIENCIES				8,026	1,475						9,548
^OFFICE ACCOM EFFICIENCIES				248	161						409
^WORKSTYLING				1,595	723						2,318
90079 - CARBROOK UTC RELOCATION				186	530						716
90120 - MOORFOOT	SEP 2015	MAR 2017	Approved - Active		677	23					700
90133 - HOWDEN HOUSE ACCOMM STRATEGY	APR 2010	MAR 2017	Approved - Active		1,475	47					9,548
90140 - PROJECT DELIVERY COSTS	SEP 2011	MAR 2016	Approved - Active		161						409
90141 - IT WORKSTREAMS	APR 2013	MAR 2016	Approved - Active		723						2,318
	APR 2013	MAR 2017	Approved - Active		530						716
TRANSPORT											
^TRANSPORT SERVICES											
^TRANSPORT SERVICES				1,569	221						1,790
^TRANSPORT SERVICES											
90138 - VEHICLE & PLANT EFFICIENCY 13-	JAN 2013	MAR 2016	Approved - Active		221						1,790
^PROPERTY AND FACILITIES MANAG											
^P&FM CAPITAL SCHEME											
^CIVIC ACCOMMODATION											
^CIVIC ACCOMMODATION											
CENTRAL TRANSPORT											
90149 - TOWN HALL ESSENTIAL WORKS	AUG 2015	MAR 2016	Approved - Active		101						101
^P&FM CAPITAL SCHEME											
^P&FM CAPITAL SCHEME											
^LIBRARIES											
90066 - CENTRAL LIBRARY (Q00010)	NOV 2015	MAR 2016	Approval Requested		124						124
^OTHER INFRASTRUCTURE											
90062 - ELLESMERE CTR & ROOF & FRA (Q00073)	DEC 2014	OCT 2015	Approved - Active	1	(1)						-
90065 - RADON WORKS (Q00073)	SEP 2015	MAR 2016	Approved - Active		50						50
90073 - RENEWAL OF PLANT & EQP PROG	NOV 2015	MAR 2016	Approval Requested		100						100
90075 - PLANT RENEWALS PROG (Q00073)	NOV 2015	MAR 2016	Approval Requested		20						20

Values in £'000s	Project Start	Project End	Approval Status	Expenditure					Total		
				-2015	2015-2016	2016-2017	2017-2018	2018-2019		2019-	
*OTHER											
90020 - VOLUNTARY REGISTRATION	JUN 2013	MAR 2016	Approved - Active	396	79						475
92356 - MILLENIUM GALLERY LIFE CYCLE	APR 2010	MAR 2016	Approved - Active	623	61						683
94412 - FIRRISK ASSESSMENT PROGRAMME (Q00073)	APR 2010	MAR 2016	Approved - Active	76	132						208
97899 - PATH RESURFACING PROGRAMME (Q00007)	APR 2010	JAN 2016	Approved - Active	292	174						467
*ROOF RENEWAL											
90064 - LOVE STREET DDA (Q00006)	JAN 2015	JUL 2015	Approved - Active	0	45						45
90145 - PARK LIBRARY/COMM ROOF RENEWAL (Q00021)	DEC 2014	MAR 2016	Approved - Active	0	575						576
*FIRE SAFETY MANAGEMENT											
90027 - DARNALL FRA WORKS (Q00073)	DEC 2013	MAR 2016	Approved - Active	11	359						370
90148 - STOCKSBRIDGE LIBRARY FRA (Q00073)	APR 2015	MAR 2016	Approved - Active		305						305
90150 - FRA WORKS 15-16 (Q00073)	AUG 2015	AUG 2016	Approval Requested		108	1,342					1,450
*ALLOTMENT INVESTMENT											
90024 - ALLOTMENT INVESTMT PROG 13-14 (Q00002)	APR 2013	JUN 2015	Approved - Active	41	4						46
COMMUNITY BLDGS TEAM											
COMMUNITY BLDGS TEAM											
97941 - CBT WINCObANK COMMUNITY BLDG	APR 2012	MAR 2016	Approved - Active	51	320						372
*LIBRARIES											
94362 - LIBRARY WORKS	JAN 2012	MAR 2016	Approved - Active	0	100						100
ASBESTOS SCHEMES											
ASBESTOS SCHEMES											
ASBESTOS SCHEMES											
ASBESTOS SCHEMES											
Q00050 - ASBESTOS SCHEMES	APR 2011	MAR 2016	Approved - Active		150						150
HEALTH & SAFETY COMPLIANCE											
HEALTH & SAFETY COMPLIANCE											
HEALTH & SAFETY COMPLIANCE											
HEALTH & SAFETY COMPLIANCE											
Q00073 - HEALTH & SAFETY COMPLIANCE	DEC 2012	MAR 2016	Approval Requested		1,009						1,009
Total				13,116	7,603	1,412	-	-	-	-	22,131

Summary Report / Annual Cabinet 1

Cycle: 164 - Budget cycle Nov'15 month end, Status: Closed, Type: Budget
 Company: 00001 SHEFFIELD CITY COUNCIL
 Programme: *All
 Directorate: CYPF
 Service: *All
 Division of Service 1: *All
 Division of Service 2: *All
 Division of Service 3: *All
 Division of Service 4: *All
 Manager: *All
 Business Unit / Project: *All
 Approval Status: Approved or Requested Approval Versions
 Stage: 10 Project Planning - 90 Disposal

	Project Start	Project End	Approval Status	Expenditure					Total
				-2015	2015-2016	2016-2017	2017-2018	2018-2019	
Values in £000s									
00001 SHEFFIELD CITY COUNCIL									
CYPF									
^BASIC NEED PROVISION									
^CAPITAL DELIVERY UNIT									
^PRIMARY POPULATION GROWTH									
^PRIMARY POPULATION GROWTH 2									
^EXTENSION									
90678 - FEASIBILITY & DESIGN	JAN 2008	MAR 2016	Approved - Active	528	150				677
^MAINLINE PROGRAMME									
^CAPITAL PROGRAMME									
^DEVELOPMENT									
90732 - NEW PMY - WATERMEAD (Q00061)	NOV 2012	MAR 2016	Approved - Active	5,623	98				5,721
90762 - TINSLEY PRIMARY (Q00061)	JUN 2014	APR 2017	Approval Requested	255	3,233				9,000
90763 - ROWAN EXPANSION (Q00061)	JUN 2014	MAR 2016	Approved - Active	200	1,886	5,511			1,886
90768 - OUGHTBRIDGE EXTENSION (Q00061)	JAN 2015	MAR 2016	Approved - Active	18	1,548				1,566
90795 - NEW PMY - NETHERTHORPE AREA (Q00061)	AUG 2015	MAR 2016	Approved - Active		20				20
90796 - FIRS HILL 2013 BULGE YEAR (Q00061)	AUG 2015	MAR 2016	Approved - Active		7				7
90797 - NEW 8FE SEC SCH - SW (Q00061)	AUG 2015	MAR 2016	Approved - Active		13				13
90798 - 1FE EXPANSION - ECCLESALL INF (Q00061)	AUG 2015	MAR 2016	Approved - Active		20				20
90800 - CARTERKNOWLE REFIT-1FE CLIFF (Q00061)	SEP 2015	MAR 2016	Approved - Active		6				6
90801 - SOUTH WEST 2FE EXPANSION T/P (Q00061)	AUG 2015	MAR 2016	Approved - Active		10				10
90802 - NEW 5FE SEC SCH NE - WOODSIDE (Q00061)	AUG 2015	MAR 2016	Approved - Active		11				11
90803 - 1FE ADDITIONAL PMY PROVN - N (Q00061)	AUG 2015	MAR 2016	Approved - Active		17				17
90806 - OUGHTBRIDGE DINING POD (Q00061)	OCT 2015	MAR 2016	Approved - Active		350				350
Basic Need									
Basic Need									
Basic Need									
Q00061 - Basic Need						13,828	16,220		30,048
^BSF									
^CAPITAL DELIVERY UNIT	APR 2011	MAR 2018	Approval Requested		-				
^WAVE 1									

Summary Report / Annual Cabinet 1

Cycle: 164 - Budget cycle Nov'15 month end, Status: Closed, Type: Budget
 Company: 00001 SHEFFIELD CITY COUNCIL
 Programme: *All
 Directorate: CYPF
 Service: *All
 Division of Service 1: *All
 Division of Service 2: *All
 Division of Service 3: *All
 Division of Service 4: *All
 Manager: *All
 Business Unit / Project: *All
 Approval Status: Approved or Requested Approval Versions
 Stage: 10 Project Planning - 90 Disposal

		Expenditure							Expenditure		
		Project Start	Project End	Approval Status	-2015	2015-2016	2016-2017	2017-2018	2018-2019	2019-	Total
Values in £000s											
^WAVE 4											
^REFURB											
90620 - KING EDWARDS (UP)											
90624 - BIRLEY											
90627 - ADD'L PUPIL PLACES(SECONDARY)											
^FEES											
^FEES											
90613 - SCC INTERNAL PROG. COSTS - W4											
90614 - LEP BUSINESS PLAN - W4											
90639 - SCC CONTRACT COSTS - W4											
^NEW BUILD											
^NEW BUILD											
90621 - BRADFIELD											
^CAPITAL MAINTENANCE											
^P&FM CAPITAL SCHEME											
^PRIMARY PRIORITISATION PROG											
^REFURB											
^REFURB											
90691 - PMY MAINT. EMERGENCY WORKS (Q00060)											
90730 - CAP MAINT - RADON EXTRACTION											
90743 - FRA WORKS PROGRAMME (Q00060)											
90756 - PCMP - WALKLEY PMY HM&E (Q00060)											
90757 - FRA WORKS PROGRAMME - 14/15 (Q00060)											
90758 - LYDGATE INFANTS - MECHANICAL (Q00060)											
90765 - MANOR LODGE STRUCTURAL (Q00060)											
90766 - REIGNHEAD PMY - HEATING (Q00060)											
90771 - ADAPTATIONS (Q00060)											
90779 - PIPWORTH PMY - PLANT ROOM (Q00060)											
90780 - GLEADLESS PMY (J) - PLANT ROOM (Q00060)											
90781 - BROOK HOUSE JNR - PLANT ROOM (Q00060)											
90782 - ROYD NURSERY INFANTS- PLANT RM (Q00060)											
90783 - WOODSEATS PMY - PLANT ROOM (Q00060)											
90784 - RIVELIN PMY - PLANT ROOM (Q00060)											
90785 - FIRSHILL PMY - BOILER REPLACE (Q00060)											
90787 - BALLFIELD- PLANT ROOM (Q00060)											
		APR 2010	MAR 2016	Approved - Active	19,887	79					19,966
		MAY 2010	MAR 2016	Approved - Active	19,739	39					19,778
		MAR 2011	MAR 2016	Approved - Active	1,003	1,860					2,863
		JAN 2010	MAR 2016	Approved - Active	3,760	38					3,799
		MAR 2010	MAR 2018	Approved - Active	1,690	156	24	18			1,888
		JAN 2008	APR 2018	Approved - Active	3,899	578	130	150			4,757
		APR 2010	MAR 2016	Approved - Active	2,686	14					2,700
		JUL 2011	MAR 2016	Approved - Active	401	749					1,150
		SEP 2012	MAR 2016	Approved - Active	17	33					50
		APR 2013	MAR 2016	Approved - Active	772	22					794
		MAR 2014	MAR 2016	Approved - Active	626	74					700
		APR 2014	MAR 2016	Approved - Active	99	979					1,079
		APR 2015	MAR 2016	Approved - Active	481	132					613
		JAN 2015	AUG 2015	Approved - Active	0	50					50
		APR 2015	MAR 2016	Approved - Active		225					225
		APR 2015	MAR 2017	Approval Requested		100					100
		APR 2015	MAR 2016	Approved - Active		244	1,040				1,283
		APR 2015	MAR 2016	Approved - Active		87					87
		APR 2015	MAR 2016	Approved - Active		92					92
		APR 2015	MAR 2016	Approved - Active		93					93
		APR 2015	MAR 2016	Approved - Active		106					106
		APR 2015	MAR 2016	Approved - Active		80					80
		APR 2015	MAR 2016	Approved - Active		85					85

Summary Report / Annual Cabinet 1

Cycle: 164 - Budget cycle Nov'15 month end, Status: Closed, Type: Budget
 Company: 00001 SHEFFIELD CITY COUNCIL
 Programme: *All
 Directorate: CYPF
 Service: *All
 Division of Service 1: *All
 Division of Service 2: *All
 Division of Service 3: *All
 Division of Service 4: *All
 Manager: *All
 Business Unit / Project: *All
 Approval Status: Approved or Requested Approval Versions
 Stage: 10 Project Planning - 90 Disposal

	Values in £000s		Expenditure						Total	
	Project Start	Project End	Approval Status	-2015	2015-2016	2016-2017	2017-2018	2018-2019		2019-
90788 - WISEWOOD SP CTR- WATER HEATER (Q00060)	APR 2015	MAR 2016	Approved - Active		13					13
90789 - HUCKLOW PMY 4-11- WARM AIR UN (Q00060)	APR 2015	MAR 2016	Approved - Active		25					25
90790 - RAINBOW FORGE-HME (Q00060)	APR 2015	MAR 2017	Approval Requested		132	988				1,119
90791 - PMY MAINT MEERSBROOK WIN-ROOF (Q00060)	APR 2015	SEP 2016	Approval Requested		53	401				454
90792 - PMY MAINT BRADWAY ROOF (Q00060)	APR 2015	SEP 2016	Approval Requested		30	195				224
90793 - PMY MAINT SHORTBROOK WINDOWS (Q00060)	APR 2015	SEP 2016	Approval Requested		33	219				252
^CAPITAL DELIVERY UNIT										
^MAINLINE PROGRAMME										
^REFURB										
90479 - POST IMPLEMENTATION	APR 2010	MAR 2016	Approved - Active	229	2					231
^CYP OTHER SCHEMES										
^CHILDRENS COMMISSIONER										
^SPECIAL EDUCATIONAL NEEDS										
^CYP OTHER SCHEMES										
^EQUIPMENT										
90548 - SCHOOLS ACCESS INITIATIVE	APR 2010	JUN 2015	Approved - Active	1,489	16					1,505
CYP CAPITAL SCHEMES										
^CYP OTHER SCHEMES										
^CYP OTHER SCHEMES										
CYP CAPITAL SCHEMES										
90764 - PRINCE EDWARD PRIMARY (Q00060)	AUG 2014	MAR 2016	Approved - Active	4	296					300
^EARLY YEARS										
^CHILDRENS COMMISSIONER										
^CYP OTHER SCHEMES										
^CYP OTHER SCHEMES										
SCHOOL KITCHENS										
^BUSINESS STRATEGY										
^CYP OTHER SCHEMES										
^CYP OTHER SCHEMES										
^KITCHEN										
90755 - EXPANSION -FSM PROV (INFANTS)	JAN 2014	MAR 2016	Approved - Active	1,119	328					1,447
^SHORT BREAKS FOR CHILDREN										
^CHILDRENS COMMISSIONER										
^CYP OTHER SCHEMES										
^CYP OTHER SCHEMES										

Summary Report / Annual Cabinet 1

Cycle: 164 - Budget cycle Nov'15 month end, Status: Closed, Type: Budget
 Company: 00001 SHEFFIELD CITY COUNCIL
 Programme: *All
 Directorate: CYPF
 Service: *All
 Division of Service 1: *All
 Division of Service 2: *All
 Division of Service 3: *All
 Division of Service 4: *All
 Manager: *All
 Business Unit / Project: *All
 Approval Status: Approved or Requested Approval Versions
 Stage: 10 Project Planning - 90 Disposal

	Values in £000s						Expenditure				Total
	Project Start	Project End	Approval Status	-2015	2015-2016	2016-2017	2017-2018	2018-2019	2019-		
AHDC 90745 - THORNBRIDGE ACCESSIBLE UNIT	JUL 2014	MAR 2017	Approval Requested	90	88	722				900	
^OTHER CYP SCHEMES											
^CHILDREN & FAMILIES											
^CYP OTHER SCHEMES											
^DEMOLITIONS											
^CHILDRENS COMMISSIONER											
^CYP OTHER SCHEMES											
^OTHER											
90769 - ALDINE HOUSE - SUNDRY WORKS	JAN 2015	MAR 2016	Approval Requested	67	6					73	
90770 - ALDINE HOUSE - EXTENSION	MAR 2015	MAR 2016	Approval Requested	5	171					176	
90773 - ALDINE HOUSE - 2 BED EXTENSION	APR 2015	MAR 2016	Approved - Active		29					29	
90774 - ALDINE HOUSE - SECURITY UPGRAD	APR 2015	MAR 2016	Approved - Active		18					18	
90775 - ALDINE HOUSE - INTERNAL REFURBS	APR 2015	MAR 2016	Approved - Active		44					44	
90794 - ALDINE HOUSE HEATING (Q00060)	JUL 2015	SEP 2016	Approved - Active		107	95				202	
90807 - ALDINE HOUSE BEDROOM REFURB	NOV 2015	MAR 2016	Approval Requested		13					13	
90808 - ALDINE HOUSE UNDERCROFT AREA2	NOV 2015	MAR 2016	Approval Requested		31					31	
^INVEST TO SAVE											
^INVEST TO SAVE											
90704 - FOSTER CARER HOUSING ENHANCE	SEP 2011	MAR 2017	Approval Requested	130	197	75				402	
^CAPITAL RECEIPT											
^CAPITAL DELIVERY UNIT											
^MAINLINE PROGRAMME											
^CYP OTHER SCHEMES											
^INFRASTRUCTURE											
90361 - BSF PH1 - INFRASTRUCTURE	JAN 2008	MAR 2016	Approved - Active	4,022	15					4,037	
^DEVOLVED FORMULA CAPITAL											
^CAPITAL DELIVERY UNIT											
^MAINLINE PROGRAMME											
^MAINLINE PROGRAMME											
^CYP OTHER SCHEMES											
^CYP OTHER SCHEMES											
90448 - SF DEVOLVED CAPITAL 2011-12	APR 2011	MAR 2018	Approved - Active	8,398	1,604	1,400				11,402	
^CAPACITY, PLANNING & DEVELOPM											
^MAINLINE PROGRAMME											
^CAPITAL PROGRAMME											

Summary Report / Annual Cabinet 1

Cycle: 164 - Budget cycle Nov'15 month end, Status: Closed, Type: Budget
 Company: 00001 SHEFFIELD CITY COUNCIL
 Programme: *All
 Directorate: CYPF
 Service: *All
 Division of Service 1: *All
 Division of Service 2: *All
 Division of Service 3: *All
 Division of Service 4: *All
 Manager: *All
 Business Unit / Project: *All
 Approval Status: Approved or Requested Approval Versions
 Stage: 10 Project Planning - 90 Disposal

	Expenditure						Total			
	Project Start	Project End	Approval Status	-2015	2015-2016	2016-2017		2017-2018	2018-2019	2019-
Values in £000s										
^DEVELOPMENT										
90714 - PFG2 - ACRES HILL PMY (Q000061)	DEC 2011	MAR 2016	Approved - Active	435	42					477
90734 - NORFOLK PARK PMY REPLACEMENT	APR 2013	MAR 2016	Approved - Active	2,929	1,831					4,760
90737 - GLEADLESS PRIMARY - REBUILD (Q000061)	JUN 2013	MAR 2017	Approved - Active	291	298	2,621				3,210
90746 - GREYSTONES EXPANSION (Q000061)	NOV 2013	MAR 2016	Approved - Active	745	2,805					3,550
90747 - HALLAM RECONFIGURATION (Q000061)	NOV 2013	MAR 2017	Approved - Active	311	2,395	1,757				4,462
90752 - NETHER GREEN - MOBILE REPLACE (Q000060)	JAN 2014	MAR 2016	Approved - Active	230	8					238
90761 - DON VALLEY SCHOOL (Q000061)	JAN 2014	MAR 2022	Approved - Active	8,205	7,732	40	30	363	330	16,700
90776 - DOBCROFT INFNTS-1 YR EXPANSION (Q000061)	JUN 2015	MAR 2016	Approved - Active		299					299
90777 - HALFWAY INFNTS -MOBILE REPLACE (Q000060)	APR 2015	MAR 2016	Approved - Active		250					250
^LOCAL DELIVERY										
^CHILDRENS COMMISSIONER										
^EXTENDED SCHOOLS										
^NEW BUILD										
LOCAL GROWTH FUND PROJECTS										
90716 - GRACE OWEN NURSERY	MAR 2012	APR 2016	Approved - Active	87	1,038					1,125
^CYP OTHER SCHEMES										
^CYP OTHER SCHEMES										
^OTHER										
90744 - FEL CAPITAL (Q000075)	SEP 2013	MAR 2017	Approval Requested	516	425	283				1,224
Total				90,988	33,495	29,329	16,418	363	330	170,923

Summary Report / Annual Cabinet 1

Cycle: 164 - Budget cycle Nov'15 month end, Status: Closed, Type: Budget

Company: 00001 SHEFFIELD CITY COUNCIL

Programme: *All

Directorate: COMMUNITIES

Service: *All

Division of Service 1: *All

Division of Service 2: *All

Division of Service 3: *All

Division of Service 4: *All

Manager: *All

Business Unit / Project: *All

Approval Status: Approved or Requested Approval Versions

Stage: 10 Project Planning - 90 Disposal

	Project Start	Project End	Approval Status	Expenditure					Total
				-2015	2015-2016	2016-2017	2017-2018	2018-2019	
Values in £'000s									
00001 SHEFFIELD CITY COUNCIL									
COMMUNITIES									
COMMUNITY SERVICES									
CARE AND SUPPORT									
^CARE & SUPPORT									
^PERFORMANCE & RESOURCES									
^PERFORMANCE & RESOURCES									
PERFORMANCE & RESOURCES				1,080	328				1,408
97044 - MOBILE WORKING SOLUTIONS (Q00013)	MAY 2013	MAR 2016	Approved - Active	390	24				414
97045 - SAP PROJECT (Q00013)	JUL 2013	SEP 2015	Approved - Active						
^CC CAPITAL SCHEMES									
CC CAPITAL SCHEMES									
^OTHER CAPITAL SCHEMES									
^PROGRAMME MANAGEMENT									
^CARE & SUPPORT									
^OTHER CAPITAL SCHEMES									
^PROGRAMME MANAGEMENT									
WARM & HEALTHY HOMES									
^OTHER CAPITAL SCHEMES									
^PROGRAMME MANAGEMENT									
CC CAPITAL SCHEMES				10	315				325
97056 - WARM & HEALTHY HOMES	MAR 2016	MAR 2017	Approval Requested						
Total				1,469	362	315	-	-	2,147

Summary Report / Annual Cabinet 1

Cycle: 164 - Budget cycle Nov'15 month end, Status: Closed, Type: Budget
 Company: 00001 SHEFFIELD CITY COUNCIL
 Programme: *All
 Directorate: PLACE
 Service: *All
 Division of Service 1: *All
 Division of Service 2: *All
 Division of Service 3: *All
 Division of Service 4: *All
 Manager: *All
 Business Unit / Project: *All
 Approval Status: Approved or Requested Approval Versions
 Stage: 10 Project Planning - 90 Disposal

	Project Start	Project End	Approval Status	Expenditure					Total	
				-2015	2015-2016	2016-2017	2017-2018	2018-2019		2019-
00001 SHEFFIELD CITY COUNCIL										
PLACE										
^REGENERATION & DEVELOPMENT SE										
^PLANNING										
^ENVIRONMENTAL PLANNING SCHEME										
^OTHER PLANNING SCHEMES										
^OTHER PLANNING SCHEMES										
94456 - SPITAL HILL PUBLIC ART	NOV 2011	MAR 2014	Approved - Active	63	16					79
^OTHER PLANNING SCHEMES										
^OTHER PLANNING SCHEMES										
^OTHER										
92459 - WOODSIDE OPEN SPACE	MAY 2015	SEP 2015	Approved - Active		48					48
LOCAL GROWTH FUND PROJECTS										
92448 - FORMER NORTON AERODROME	APR 2013	MAR 2018	Approval Requested	395	1	50	304			750
^CITY DEVELOPMENT										
^CDD DEVELOPMENT										
^OTHER CDD SCHEMES										
^OTHER CDD SCHEMES										
94004 - MOOR PUBLIC REALM PHASE 2	JAN 2009	JUL 2015	Approved - Active	2,467	18					2,486
94009 - PORTER BROOK REMEDIAL WORKS	APR 2015	MAR 2016	Approved - Active	34	449					483
94010 - LDV FLOOD DEFENCE WORKS	JUL 2013	MAR 2019	Approved - Active	2,034	4,890	10,081	1,138			18,144
94012 - PORTER BROOK FLOOD STUDY	JUL 2013	JUN 2015	Approved - Active	52	23					75
94013 - GREY TO GREEN	SEP 2014	MAR 2016	Approved - Active	316	3,474					3,790
94017 - CULVERT ENHANCEMENT PROG	JUL 2015	MAR 2016	Approval Requested		197					197
94020 - BROOKHILL AREA IMPROVEMENTS	APR 2015	MAR 2017	Approved - Active		1,910	4,866				6,776
94326 - EDWARD STREET	JAN 2009	DEC 2015	Approval Requested	1,036	167					1,203
LOCAL GROWTH FUND PROJECTS										
94007 - SPITAL HILL ELLESMERE GREEN	MAR 2012	JUL 2015	Approved - Active	905	37					942
CAPITAL & MAJOR PROJECTS										
^P&FM CAPITAL SCHEME										
^DEMOLITIONS										
^DEMOLITIONS										
^DEMOLITIONS										
90012 - CASTLE MARKET DECOMMISSIONING	JAN 2013	OCT 2016	Approved - Active	1,580	2,822					4,402
^MOOR MARKETS										

	Values in £'000s						Expenditure					Total
	Project Start	Project End	Approval Status	-2015	2015-2016	2016-2017	2017-2018	2018-2019	2019-	Expenditure		
^MOOR MARKETS												
^MOOR MARKET												
94402 - NEW MARKET DEVELOPMENT	MAR 2012	MAR 2015	Approved - Active	17,771	21							17,792
^ASSET ENHANCEMENT												
^ASSET RATIONALISATION												
^ASSET RATIONALISATION												
90014 - FARM SITES ENHANCEMENT (Q00070)	AUG 2014	MAR 2015	Approved - Active	910	8							8
90019 - BANNERDALE ASSET ENHANCE	DEC 2012	MAR 2016	Approved - Active		363							1,273
90200 - WOODHOUSE HUB (Q00065)	APR 2016	MAR 2017	Approved - Active		-	450						450
90201 - HILLSBOROUGH HUB	APR 2015	MAR 2016	Approved - Active		176							176
90202 - RELOCATION PARKING SERV (Q00065)	APR 2015	MAR 2016	Approved - Active		120							120
90804 - WOODSEATS HUB	AUG 2015	MAR 2017	Approved - Active		28	72						100
SHEFFIELD RETAIL QUARTER												
^SRO												
SHEFFIELD RETAIL QUARTER												
SHEFFIELD RETAIL QUARTER												
94050 - SHEFFIELD RETAIL QUARTER 2	OCT 2013	MAR 2017	Approved - Active	13,194	49,006							62,200
94051 - ASBESTOS REMOVAL - GROSVENOR	AUG 2015	MAR 2016	Approved - Active		1,074							1,074
94052 - SRQ DEMOLITIONS	JAN 2016	MAR 2017	Approved - Active		1,004	1,691						2,695
94053 - SRQ HIGHWAY ENABLING WORKS	NOV 2015	MAR 2017	Approved - Active		150	5,460						5,610
94439 - SHEFFIELD RETAIL QUARTER CPO	APR 2011	DEC 2016	Approved - Active	5,339	313	100						5,752
^ASSET MANAGEMENT PLANS												
^ASSET RATIONALISATION												
^MGT & SUPPORT												
90031 - CIP FEASIBILITY & DESIGN	APR 2014	MAR 2016	Approved - Active	10	90							100
90032 - RESOURCE COSTS	APR 2014	MAR 2018	Approved - Active	86	156	123	124					489
^CULTURE & ENVIRONMENT												
CITY CENTRE MANAGEMENT												
^OTHER												
^OTHER												
94120 - M1 GATEWAY PUBLIC ART PROJECT	MAR 2014	MAR 2018	Approved - Active	20	55	300	190					565
94457 - WOMEN OF STEEL	OCT 2011	SEP 2016	Approved - Active	43	76	26						145
^COM OF SPORT/CULTURAL TRUSTS												
^LEISURE ACTIVITIES												
^SPORT STRATEGY												
^FORMER DVS												
94107 - DVS REMEDIATION (Q00005)	DEC 2013	MAR 2016	Approved - Active	959	5,235							6,194
94112 - OLP FA PITCH (Q00005)	JAN 2008	JAN 2009	Approved - Active		30							30
94113 - OLP INFRASTRUCTURE (Q00005)	JAN 2008	MAY 2016	Approved - Active		304							304
94114 - OLP INFRASTRUCTURE PUBLIC REALM (Q00005)	OCT 2015	MAR 2016	Approved - Active		126							126
^OTHER OPERATORS												
94104 - NORTH ACTIVE	NOV 2013	MAR 2016	Approved - Active	793	6,707							7,500
94105 - GRAVES NCSEM PROJECT (Q00005)	APR 2014	OCT 2016	Approved - Active	697	10,815	4,827						16,339
94109 - FA PITCH (GRAVES)	DEC 2014	MAR 2016	Approved - Active	112	3,224							3,336
94110 - FA PITCH (THORNCLIFFE)	DEC 2014	MAR 2016	Approved - Active	102	3,661							3,763
^CULTURE												
^OTHER												
94108 - SITE GALLERY IMPROVMENTS	JUL 2014	JUN 2017	Approval Requested	30	-	95						125
^PARKS & COUNTRYSIDE												
^OTHER PARKS PROJECTS												

Values in £'000s	Project Start	Project End	Approval Status	Expenditure					Total	
				-2015	2015-2016	2016-2017	2017-2018	2018-2019		2019-
^OTHER PARKS PROJECTS										
^DEVELOPMENT										
93402 - LOWFIELD PRO FIT	JAN 2009	DEC 2009	Approved - Active	122	4					126
94380 - MANOR FIELDS TODDLER PLAY	AUG 2011	APR 2015	Approved - Active	142	8					149
94470 - URBAN NATURE PARKS	OCT 2013	APR 2019	Approved - Active	281	469					750
94471 - DOUGLAS ROAD	NOV 2013	MAR 2016	Approved - Active	21	4					25
94475 - BEIGHTON CLOSED LANDFILL	JUL 2014	MAR 2016	Approved - Active	51	257					308
94476 - BEIGHTON LEACHATE TREATMENT	MAY 2015	MAR 2016	Approved - Active		570					570
94477 - PARKWOOD RESOLUTION SITE	OCT 2015	MAR 2017	Approved - Active		199	124				323
94487 - CHARNOCK REC/N GROUND MUGA	FEB 2015	APR 2016	Approved - Active	22	51					74
94484 - BOTANICAL GARDENS EDUCATION	DEC 2015	AUG 2017	Approved - Active		118	463	28			609
97946 - PARKWOOD SPRINGS CYCLE TRACK	APR 2011	OCT 2013	Approved - Active	110	4					114
^CORE										
93408 - ENDCLIFFE PARKOUR	JUL 2013	AUG 2015	Approved - Active	36	2					38
93410 - ANGRAM BANK PARK IMPROVEMENTS	AUG 2012	MAR 2016	Approved - Active		39					39
93412 - CROOKES VALLEY PARKS	JAN 2009	DEC 2015	Approved - Active	32	35					67
93414 - EAST GLADE	NOV 2013	APR 2015	Approved - Active	28	37					65
93416 - OUSEBURN ROAD OPEN SPACE	AUG 2015	OCT 2016	Approved - Active		8	35				43
94121 - WINCObANK HILL PHASE 1	JAN 2010	MAR 2017	Approved - Active	39	10	1				50
94390 - WOODLAND MGMT FOR BIRDS EM	JUL 2010	MAR 2015	Approved - Active	242	21					263
94466 - WOODLANDS S106	JUL 2013	NOV 2014	Approved - Active		63					63
94469 - WINCObANK HILL PHASE 2	OCT 2013	MAR 2016	Approved - Active	20	47					67
94472 - CHAPELTOWN TEEN AREA	SEP 2014	MAR 2016	Approved - Active		26					26
94488 - HILLSBORO PK TENNIS COURTS	APR 2015	SEP 2015	Approved - Active		13					13
94489 - HIGH HAZEL TENNIS COURT	APR 2015	SEP 2015	Approved - Active		60					60
94490 - CATHERINE STREET OPEN SPACE	JUN 2015	MAR 2016	Approved - Active		36					36
94482 - RETHINKING PARSON CROSS PARK	OCT 2015	MAR 2016	Approved - Active		6					6
94483 - MOVE MORE RUNNING ROUTES	NOV 2015	MAR 2016	Approved - Active		46	60				106
94495 - LADY CANNINGS PLANTATION TRACK	NOV 2015	DEC 2015	Approved - Active		50					50
LOCAL GROWTH FUND PROJECTS										
94397 - PARK HILL GREEN LINKS	NOV 2012	DEC 2015	Approved - Active	298	55					353
94463 - CLAY WOOD GREEN LINKS	SEP 2012	MAR 2016	Approved - Active	583	22					605
Total				50,978	99,053	28,824	1,784	-	-	180,639

Summary Report / Annual Cabinet 1

Cycle: 164 - Budget cycle Nov'15 month end, Status: Closed, Type: Budget
 Company: 00001 SHEFFIELD CITY COUNCIL
 Programme: *All
 Directorate: COMMUNITIES
 Service: *HOUSING CAPITAL PROGRAMME
 Division of Service 1: *All
 Division of Service 2: *All
 Division of Service 3: *All
 Division of Service 4: *All
 Manager: *All
 Business Unit / Project: *All
 Approval Status: Approved or Requested Approval Versions
 Stage: 10 Project Planning - 90 Disposal

	Expenditure										Total
	Project Start	Project End	Approval Status	-2015	2015-2016	2016-2017	2017-2018	2018-2019	2019-	Expenditure	
00001 SHEFFIELD CITY COUNCIL											
PLACE											
*HOUSING CAPITAL PROGRAMME											
*PSH CAPITAL INVESTMENT											
*REGENERATION & DEVELOPMENT											
*PDSI											
*RING FENCED FUNDS HAL											
97428 - SHEFFIELD HAL	OCT 2012	MAR 2021	Approval Requested	6	73	100	100	100	200	580	
*SHEFFIELD PSH PROGRAMME											
97333 - MINOR WORK GRANTS	JAN 2008	MAR 2021	Approval Requested	1,139	250	150	150	150	300	2,139	
*COMMUNITY CARE & SUPPORT											
97334 - DISABLED GRANTS	JAN 2008	MAR 2021	Approval Requested	18,351	2,000	2,000	2,000	2,000	4,000	30,351	
*PRIVATE HOUSING STANDARDS											
*SHEFFIELD PSH PROGRAMME											
97200 - HOUSE CONDITION SURVEY	AUG 2015	NOV 2015	Approved - Active	119	100					219	
97222 - PSH EMPTY PROPERTIES	JAN 2008	MAR 2021	Approval Requested	1,139	271	120	120	120	240	2,010	
97390 - PHS ACTIVITY	APR 2010	MAR 2021	Approval Requested	46	100	130	130	130	260	796	
*REGEN & DEVELOPMENT CAPITAL											
*REGENERATION & DEVELOPMENT											
*PROGRAMME MANAGEMENT											
*PROGRAMME MANAGEMENT COSTS											
97321 - PROGRAMME MANAGEMENT COSTS GF	JAN 2008	MAR 2021	Approval Requested	10,746	498	296	296	296	592	12,724	
*REGENERATION											
LOCAL GROWTH FUND PROJECTS											
97350 - ARBOURTHORNE SMS	APR 2013	MAR 2018	Approved - Active	2,233	2,760	1,731				6,723	
97437 - SPITAL HILL SHOP FRONTS	NOV 2013	MAR 2016	Approved - Active	207	123					330	
97449 - LONDON ROAD SHOP FRONTS	AUG 2015	APR 2017	Approved - Active		20	530	50			600	
*CITY WIDE											
97282 - PARK HILL (STH)	JAN 2009	MAR 2017	Approval Requested	9,952	135	80				10,168	
97341 - CENTRALISED CLEARED SITES	JAN 2009	MAY 2015	Approved - Active	101	1					102	
97434 - CROSS HOUSE ENABLING WORK	JUL 2013	MAR 2016	Approved - Active	1	2					3	
*NORTH											
90136 - CHAUCEUR SQUARE MAINTENANCE	JAN 2009	DEC 2030	Approval Requested	45	25	18	18	18	36	160	
94011 - DARNALL CENTRE PRI	JAN 2014	MAR 2016	Approved - Active	22	3					25	

	Values in £'000s	Project Start	Project End	Approval Status	Expenditure					Total	
					-2015	2015-2016	2016-2017	2017-2018	2018-2019		2019-
*SOUTH											
97340 - SWAN		JAN 2008	MAR 2016	Approved - Active	8,418	159					8,576
97365 - NORFOLK PARK COMMUNITIES INITI		APR 2010	MAR 2016	Approved - Active	5	29					34
HOUSING RETAINED SCHEMES BUDGETS											
*SUSTAINABLE ENERGY											
*ENERGY & ENVIRONMENTAL INITIA											
92827 - CLEAN BUS TECHNOLOGY FUND		APR 2015	MAR 2016	Approved - Active		352					352
HOMES & LOANS											
*RING FENCED FUNDS HAL											
97243 - YORK - NY SUB REGION HAL		APR 2010	MAR 2017	Approved - Active	67	13					79
97394 - HULL - HUMBER SUB REGION HAL		JAN 2008	MAR 2017	Approved - Active	1,079	445					1,524
97395 - NE Lincs - SUB REGION HAL		APR 2010	MAR 2017	Approved - Active	567	260					827
97520 - KIRKLEES RF FUNDS HAL(2)		APR 2014	MAR 2018	Approved - Active		100		100			300
*RHB LOANS											
97150 - RHB LOANS HAL		JAN 2008	MAR 2018	Approval Requested	2,112	200	200	200			2,712
97451 - REGIONAL ENERGY HAL		APR 2016	MAR 2021	Approval Requested		-	10	10			20
97462 - REGIONAL ERL		APR 2016	MAR 2021	Approval Requested		-	150	231			381
*WEST YORKSHIRE RF RHB LOANS											
97355 - BRADFORD - WY SUB REGION HAL		APR 2010	MAR 2017	Approved - Active	236	50	100				386
*EMPTY PROPERTY LOANS											
97501 - EP LOANS HULL		APR 2013	MAR 2017	Approved - Active	69	68	75				212
97502 - EP NORTH EAST LINC		APR 2013	MAR 2017	Approved - Active	321	571					892
97504 - EP LOANS YORK		APR 2014	MAR 2017	Approved - Active	182	182					364
97505 - COMM EP NORTH EAST Lincs		APR 2014	MAR 2016	Approved - Active	68	53					120
*COUNCIL HOUSING											
*REGENERATION & DEVELOPMENT											
*STOCK INCREASE PROGRAMME											
LOCAL GROWTH FUND PROJECTS											
97429 - LTE'S PURCHASE & REPAIR		APR 2013	MAR 2018	Approval Requested	1,758	1,755	1,215	486			5,214
*CITY WIDE											
97550 - SHC - NEW HOMES ACQUISITIONS		APR 2013	MAR 2016	Approved - Active	3,426	74					3,500
97551 - COUNCIL HSG ACQUISITIONS PROG (Q00067)		APR 2014	MAR 2020	Approval Requested	1,477	12,150	12,579	12,915	10,899	12,278	62,288
97552 - NEW BUILD COUNCIL HSG PHASE 1 (Q00067)		OCT 2014	APR 2017	Approved - Active	40	3,579	3,677	178			7,475
97453 - NEW BUILD COUNCIL HSG PHASE 2 (Q00067)		APR 2015	APR 2018	Approval Requested		257	5,881	155	142		6,435
Q00087 - STOCK INCREASE (CHS)		APR 2014	MAR 2020	Approval Requested		-	1,906	4,303	5,873	5,036	17,119
*PROGRAMME MANAGEMENT											
*PROGRAMME MANAGEMENT COSTS											
97348 - HRA PROGRAMME MANAGEMENT		JAN 2008	MAR 2021	Approval Requested	2,820	383	383	383			5,118
*HOUSING SERVICES											
*HEATING & INSULATION											
*HEATING PROGRAMME											
97127 - OBSOLETE HEATING		APR 2010	MAR 2021	Approval Requested	24,905	6,999	7,000	4,094	4,094	8,194	55,287
97404 - HEATING BREAKDOWNS (Q00069)		APR 2012	MAR 2019	Approval Requested	5,071	1,064	1,000	1,000	1,000		9,135
97405 - INSULATION (COUNCIL HSG) (Q00069)		APR 2012	MAR 2021	Approval Requested	159	71	400	2,000	2,500	8,213	13,343
97406 - NEW HEATING INSTALLATIONS (Q00069)		APR 2012	MAR 2018	Approved - Active	504	-					504
*DECENT HOMES											
97961 - DH - METERING (Q00045)		JUN 2011	MAR 2017	Approved - Active	1,539	1,408	2,464				5,411
*COMMUNITY HEATING											
*HEATING PROGRAMME											
97416 - COMM HTG - PIPEWORK RENEWAL (Q00069)		APR 2013	MAR 2018	Approval Requested	100	1,233	935	385			2,653
97417 - COMM HTG - PLANT ROOMS (Q00069)		MAY 2013	MAR 2016	Approved - Active	548	25					573
Q00079 - COMMUNITY HEATING (CHS)		APR 2014	MAR 2021	Approval Requested		-			1,062	2,535	3,597

	Values in £'000s		Expenditure							Expenditure	
	Project Start	Project End	Approval Status	-2015	2015-2016	2016-2017	2017-2018	2018-2019	2019-	Total	
^ESSENTIAL INVESTMENT WORK											
^COMMUNITY CARE & SUPPORT											
97131 - ALMO ASBESTOS SURVEYS	APR 2010	MAR 2021	Approval Requested	6,398	203	193	212	184	350	7,540	
97269 - EMERGENCY DEMOLITIONS	JAN 2008	MAR 2021	Approval Requested	544	46	46	46	46	45	773	
97448 - PROPERTY CONVERSIONS (Q00084)	APR 2015	MAR 2017	Approved - Active	167	167	4	1,012	284	200	1,838	
Q00084 - ESSENTIAL INVESTMENTS (CHS)	APR 2015	MAR 2021	Approval Requested			341					
^HEATING PROGRAMME											
97264 - HEALTH & SAFETY ENHANCE PROG	APR 2010	MAR 2019	Approved - Active	2,988	138	138	138	138		3,550	
97838 - COMPARTMENTALISATION - FS	APR 2010	MAR 2017	Approved - Active	1,991	1,361	1,242				4,594	
97968 - LIFT MAINTENANCE & REPAIR	APR 2011	MAR 2021	Approval Requested	1,461	322	322	322	368	812	3,607	
97989 - SPRINKLERS - FIRE SAFETY (Q00069)	JUL 2013	MAR 2016	Approved - Active	726	857					1,584	
^ADAPTATIONS & ACCESS											
^ADAPTATIONS											
97147 - ADAPTATIONS	APR 2010	MAR 2021	Approval Requested	41,216	1,863	1,863	1,932	2,024	4,700	53,598	
^ROOFS & EXTERNALS											
^HEATING PROGRAMME											
97418 - PITCHED ROOFING & ROOFLINE (Q00069)	JUL 2013	APR 2021	Approval Requested	2,733	19,549	22,379	21,754	17,768	12,500	96,682	
97419 - FLAT ROOFING (Q00069)	APR 2013	MAR 2021	Approval Requested	1,774	7,099	3,961	15	11	350	13,210	
Q00080 - ROOFS & EXTERNALS (CHS)	APR 2014	MAR 2021	Approval Requested			2,500	4,054	5,326	12,386	24,267	
^OTHER PLANNED ELEMENTALS											
OTHER											
97422 - NON HIGHWAYS RESPONSIVE WORKS (Q00089)	JUN 2015	MAR 2016	Approved - Active		100					100	
OTHER PLANNED ELEMENTS (CHS)											
Q00089 - OTHER PLANNED ELEMENTS (CHS)	APR 2014	MAR 2020	Approval Requested			268	2,000	2,000	4,250	8,518	
^WASTE MANAGEMENT											
^HEATING PROGRAMME											
97409 - RECYCLING ROLL-OUT (Q00069)	SEP 2012	MAR 2017	Approval Requested	474	100	1,547				2,121	
WASTE MANAGEMENT (CHS)											
Q00083 - WASTE MANAGEMENT (CHS)	APR 2014	MAR 2019	Approved - Active			514	1,082			1,596	
^STOCK INCREASE PROGRAMME											
^SOUTH											
97435 - LTES REPAIRS AND REFURB CHS	AUG 2013	MAR 2016	Approved - Active	230	281					511	
97444 - GENERAL/R/TB ACQUISITIONS CHS (Q00069)	APR 2015	MAR 2016	Approved - Active		642					642	
^COMMUNAL AREA INVESTMENT											
^HEATING PROGRAMME											
97441 - COMMUNAL AREAS-LOW RISE FLATS	NOV 2014	MAR 2021	Approval Requested		1,800	6,578	5,970	3,420	10,200	27,968	
^KITCHENS, BATHROOMS, WINDOWS											
^HEATING PROGRAMME											
97442 - KITCHEN/BATHRM PLANNED REPLMT	APR 2014	MAR 2021	Approval Requested		800	7,600	7,200	7,307	21,860	44,767	
97443 - WINDOWS & DOORS PLACEMENT(CHS)	APR 2014	MAR 2021	Approval Requested		300	4,100	4,100		2,000	10,500	
^ELECTRICS											
ELECTRICS (CHS)											
Q00081 - ELECTRICS (CHS)	APR 2014	MAR 2021	Approval Requested			1,800	6,866	6,866	11,585	27,116	
^PROGRAMME MANAGEMENT											
^SH MANAGEMENT FEES											
97148 - S.H.MGMT FEES COMMISSIONED	APR 2011	MAR 2021	Approval Requested	11,581	2,990	2,781	2,781	2,781	5,561	28,474	
^REGENERATION											
^SOUTH											
97271 - SWAN COMMISSIONED	JAN 2008	OCT 2015	Approved - Active	4,163	131					4,294	
97294 - PARKHILL DEMOLITION SHM (STH)	APR 2008	MAR 2017	Approval Requested	2,871	371					3,242	
97413 - SWEENEY (Q00069)	JUN 2012	MAR 2016	Approved - Active	106	287					394	
97414 - ARBOURTHORNE SMS REFURB (Q00069)	APR 2013	MAR 2018	Approved - Active	1,099	2,180	845				4,124	

		Expenditure										Expenditure
Values in £'000s		Project Start	Project End	Approval Status	-2015	2015-2016	2016-2017	2017-2018	2018-2019	2019-	Total	
^HMR												
^AREA INVESTMENT ENVIRONMENTAL												
^ENERGY & ENVIRONMENTAL INITIA												
	97830 - EP NORTH AREA	APR 2010	MAR 2016	Approved - Active	550	117					667	
	97831 - EP NORTH WEST	APR 2010	MAR 2016	Approved - Active	1,012	101					1,113	
	97832 - EP EAST	APR 2010	MAR 2016	Approved - Active	604	291					895	
	97833 - EP CENTRAL	APR 2010	MAR 2016	Approved - Active	727	154					881	
	97834 - EP SOUTH EAST	APR 2010	MAR 2016	Approved - Active	821	659					1,480	
	97835 - EP SOUTH WEST	APR 2010	MAR 2016	Approved - Active	1,688	115					1,803	
	97836 - EP SHELTERED	APR 2010	MAR 2016	Approved - Active	196	15					211	
	97837 - EP DOOR ENTRY WORKS	APR 2010	MAR 2016	Approved - Active	40	64					104	
^DECENT HOMES												
	97139 - LANSLOWNE AND HANOVER CLADDING	JAN 2008	MAR 2016	Approved - Active	12,886	114					13,000	
	97266 - LEASEHOLDER CHARGES	APR 2010	MAR 2016	Approved - Active	2,113	290					2,403	
	97962 - DH - UTILITIES (Q00045)	APR 2011	MAR 2016	Approved - Active	705	5					710	
^SOUTH												
	97957 - SOUTH WEST - ABBEY BROOK (Q00045)	APR 2011	MAR 2016	Approved - Active	3,114	69					3,182	
GARAGES (CHS)												
	GARAGES (CHS)	JAN 2008	MAR 2018	Approval Requested	-	-	2,316	1,202			3,518	
	Q00090 - GARAGES (CHS)											
Total					204,218	81,419	104,568	89,990	77,289	129,450	686,936	

Summary Report / Annual Cabinet 1

Cycle: 164 - Budget cycle Nov'15 month end, Status: Closed, Type: Budget

Company: 00001 SHEFFIELD CITY COUNCIL

Programme: *All

Directorate: PLACE

Service: ^TRANSPORT & HIGHWAYS

Division of Service 1: *All

Division of Service 2: *All

Division of Service 3: *All

Division of Service 4: *All

Manager: *All

Business Unit / Project: *All

Approval Status: Approved or Requested Approval Versions

Stage: 10 Project Planning - 90 Disposal

	Expenditure										Total
	Project Start	Project End	Approval Status	-2015	2015-2016	2016-2017	2017-2018	2018-2019	2019-	Expenditure	
00001 SHEFFIELD CITY COUNCIL											
PLACE											
^TRANSPORT & HIGHWAYS											
^STREETS AHEAD CLIENT											
^HIGHWAYS MAINTENANCE											
GENERAL HIGHWAYS					300					300	
92642 - BRIDGE STRENGTHENING WORKS	APR 2014	MAR 2016	Approved - Active	-	300					300	
92643 - STREETS AHEAD COMP WORKS	APR 2014	MAR 2015	Approved - Active	11	19					30	
^TTAPS											
^GENERAL TRANSPORT & HIGHWAYS											
^GENERAL TRANSPORT & HIGHWAYS											
90708 - ATTERCLIFFE HGV SIGNING	SEP 2011	OCT 2015	Approved - Active	13	7					19	
92634 - SPITAL HILL (TESCO)	DEC 2013	MAR 2016	Approved - Active	15	107					122	
92916 - OLD FLATTS BRIDGE	APR 2015	MAR 2016	Approved - Active		150					150	
92917 - 10 DAY TRAVEL CHALLENGE	APR 2015	SEP 2015	Approved - Active		3					3	
97988 - CCTV PARKING ENFORCEMENT	JUN 2012	MAR 2016	Approved - Active	280	150					430	
^LTP DEVELOPMENT AND MANAGEMENT											
93350 - STREETS AHEAD OPPORTUNITIES	APR 2015	MAR 2016	Approved - Active	306	305					611	
93370 - STREETS AHEAD RELATED CYCLE	JUL 2013	MAR 2018	Approved - Active	260	180					440	
^STRATEGIC CYCLING											
90703 - BLACKBURN VALLEY CYCLE ROUTE	JAN 2009	DEC 2015	Approved - Active	753	10					763	
92913 - LITTLE DON LINK (CYCLE ROUTE)	NOV 2013	MAR 2017	Approved - Active	41	422					463	
^STRATEGIC PUBLIC TRANSPORT											
^ECCLESALL ROAD SMART ROUTE											
97986 - TRAFFIC CONTROLLER UPGRADES (Q00062)	JAN 2012	MAR 2017	Approved - Active	99	26					125	
^BETTER BUSES											
^BETTER BUSES											
^PUBLIC TRANSPORT (LOCAL)											
93110 - BB2 CHESTERFIELD RD KBR	DEC 2013	DEC 2017	Approved - Active	1,220	514					1,734	
93111 - BB2 NORTH SHEFFIELD 2 KBR	DEC 2013	DEC 2017	Approved - Active	63	739					802	
93112 - BB2 SHEFFIELD GLEADLESS KBR	DEC 2013	DEC 2017	Approved - Active	573	1,327					1,900	
93113 - BB2 CITY CENTRE PACKAGE	MAY 2014	MAR 2017	Approved - Active	5	230	166				401	

	Project Start	Project End	Approval Status	Expenditure						Total
				-2015	2015-2016	2016-2017	2017-2018	2018-2019	2019-	
93114 - BB2 PENISTONE ROAD KBR	DEC 2013	DEC 2017	Approved - Active	1,429	164					1,593
^QUALITY OF LIFE										
^CYCLING ACTION PLAN										
92903 - LOWER DON VALLEY CYCLE ROUTE	NOV 2012	MAR 2016	Approved - Active	469	280					749
^SAFER ROADS										
^SHEFFIELD LOCAL TRANS PLAN										
^ROAD SAFETY										
^ACCIDENT SAVING SCHEMES										
92769 - ACCIDENT SAVINGS SCHEMES	APR 2012	MAR 2016	Approved - Active	1,055	57					1,112
92828 - SAFETY CAMERA DIGITAL UPGRADE	MAY 2015	SEP 2016	Approval Requested		300					820
92858 - NORMANTON HILL	APR 2014	MAR 2016	Approved - Active		320	520				320
92859 - HERRIES ROAD WORST FIRST	APR 2014	MAR 2016	Approved - Active		62					62
92877 - MOSBOROUGH PARKWAY WORST FIRS	APR 2014	MAR 2016	Approved - Active		75					75
^DANGER REDUCTION SCHEMES										
94438 - RS AUDITS & SCHEME COMPLETION	APR 2011	MAR 2016	Approved - Active	387	90					477
^INNOVATIVE TRAFFIC CALMING										
92914 - GREEN ROUTES NETWORK (Q00062)	APR 2014	MAR 2024	Approved - Active	49	92					141
93632 - SCHOOL KEEP CLEAR REVIEW (Q00062)	APR 2012	MAR 2017	Approved - Active	352	24					377
93970 - INNOVATIVE TRAFF CALM STUDY	APR 2014	MAR 2016	Approved - Active	220	48					268
97985 - CITYWIDE 20MPH ZONE (Q00062)	APR 2012	MAR 2016	Approved - Active	905	250					1,155
^ACCESSIBILITY										
^PUBLIC RIGHTS OF WAY										
91662 - PUBLIC RIGHTS OF WAY	APR 2011	MAR 2016	Approved - Active	672	144					816
^GENERAL TRANSPORT & HIGHWAYS										
92915 - DOUBLE YELLOW LINES	JUL 2014	APR 2016	Approved - Active	52	25					77
93095 - TAXI RANK IMPROVEMENTS	APR 2015	MAR 2016	Approved - Active	101	6					107
STREETS AHEAD ENHANCEMENTS										
93053 - PFI ACCESSIBILITY ENHANCEMENTS	OCT 2013	MAR 2018	Approved - Active	77	276					353
^CYCLING ACTION PLAN										
92741 - PENISTONE RD, LIVESEY-LOWTHER	JAN 2008	JUL 2015	Approved - Active	487	75					562
^COMMUNITY ASSEMBLIES LTP										
^CONGESTION (LOCAL)										
^MISCELLANEOUS										
^LTP OTHER INITIATIVES										
94445 - BN962 BUS AGREEMENT	JUN 2011	MAR 2018	Approved - Active	1,508	632	302	195			2,638
^MAJOR SCHEMES LTP										
^BUS RAPID TRANSIT (NORTH)										
93887 - BRT NORTH	JAN 2008	MAR 2016	Approved - Active	2,191	384					2,575
93888 - BRT NORTH: HWYS ALTERNS (WP24)	JAN 2014	MAR 2016	Approved - Active	1,877	948					2,825
93889 - BRT NORTH: LAND (WP14)	DEC 2013	MAY 2016	Approved - Active	694	595					1,290
93890 - BRT NORTH: TINSLEY LINK (WP21)	DEC 2013	MAR 2018	Approved - Active	16,044	7,192	2,742	334			26,313
^STRATEGIC CONGESTION										
^MEADOWHALL ROAD CONGESTION TA										
97982 - HGV ROUTING STRATEGY (Q00062)	JUL 2011	MAR 2015	Approved - Active	315	30					345
^MIDDLEWOOD ROAD CONGESTION TA										
92846 - PERMIT PARKING: HILLSBOROUGH	JAN 2008	SEP 2014	Approved - Active	394	4					398
^STRATEGIC PUBLIC TRANSPORT										
^ECCLESALL ROAD SMART ROUTE										
94180 - ECC RD SMART RT-PH 3-BENTS GR	JAN 2008	MAR 2016	Approved - Active	118	2					120
^SHEFFIELD TO WOODHOUSE KEY RO										
94202 - KEY BUS RTE: SHEFF-WOODHOUSE	JUL 2012	MAR 2016	Approved - Active	1,245	50					1,295
^MANCHESTER ROAD CONG TARGET										

Values in £'000s

Values in £'000s	Expenditure										Total
	Project Start	Project End	Approval Status	-2015	2015-2016	2016-2017	2017-2018	2018-2019	2019-	Expenditure	
93371 - GREENHILL MAIN RD/GHILL AVE	APR 2015	MAR 2016	Approved - Active		300						300
94311 - A57 MCESTER/NILEST/CRRDPEDIMP	JAN 2012	MAR 2016	Approved - Active	477	5						482
^STRATEGIC ACCESSIBILITY											
^STRATEGIC CYCLING											
93399 - PEAK PARK ANNIVY ROUTE XINGS	JUL 2012	MAR 2016	Approved - Active	4	6						10
^CONGESTION & NETWK MAN T&H 2+ LANES											
92918 - BANNER CROSS PARKING	APR 2015	MAR 2018	Approved - Active		20						20
93357 - 2+ LANES	NOV 2011	MAR 2016	Approved - Active	17	3						20
^BETTER BUSES											
RELOCATEABLE CAMERA ENFORCEMENT											
93425 - RELOCATABLE CAMERA ENFORCEMNT	APR 2012	OCT 2016	Approved - Active	233	19	186					438
93426 - BOSTON STREET BUS GATE	JAN 2012	SEP 2015	Approved - Active	110	60						170
93427 - SOUTH LANE BUS GATE	JAN 2012	OCT 2015	Approved - Active	122	8						130
Total				35,246	17,036	3,916	529	-	-		56,727

Summary Report / Annual Cabinet 1

Cycle: 164 - Budget cycle Nov'15 month end, Status: Closed, Type: Budget

Company: 00001 SHEFFIELD CITY COUNCIL

Programme: *All

Directorate: CORPORATE

Service: *All

Division of Service 1: *All

Division of Service 2: *All

Division of Service 3: *All

Division of Service 4: *All

Manager: *All

Business Unit / Project: *All

Approval Status: Approved or Requested Approval Versions

Stage: 10 Project Planning - 90 Disposal

	Project Start	Project End	Stage	Expenditure						Total	
				-2015	2015-2016	2016-2017	2017-2018	2018-2019	2019-		
Values in £'000s											
00001 SHEFFIELD CITY COUNCIL											
CORPORATE											
^HIGHWAYS PFI											
^HIGHWAYS PFI											
^HIGHWAYS PFI											
99987 - CAPITAL PFI CONTRIBUTIONS	AUG 2012	AUG 2018	10 Project Planning	37,472	30,574	26,803	38,350	-	-	133,200	
Total				39,472	30,574	26,803	38,350	-	-	133,200	

Summary of 2016/17 Capital Projects by Strategic Outcomes

Appendix 10

2016-17 Approved Capital Programme

Values in £'000s	Expenditure						Total
	Current Year Outturn	2015-2016	2016-2017	2017-2018	2018-		
Better Health & Wellbeing	4,215	3,863	3,932	4,024	8,700	24,734	
A Great Place To Live	154,675	134,569	123,584	70,765	112,537	596,130	
In Touch Organisation	12,420	1,934	-	-	-	14,354	
Strong Economy	63,003	22,693	3,138	2,500	8,213	99,547	
Successful Children & Young People	33,495	29,329	16,418	363	330	79,935	
Safe & Secure Communities	320	-	-	-	-	320	
Tackling Poverty/ Increasing Social Justice	1,418	2,779	-	-	-	4,197	
Total	269,547	195,166	147,073	77,652	129,780	819,218	

Summary Report / Annual Cabinet 1

Cycle: 164 - Budget cycle Nov'15 month end, Status: Closed, Type: Budget

Company: 00001_SHEFFIELD CITY COUNCIL

Programme: BETTER HEALTH & WELLBEING

Directorate: *All

Service: *All

Division of Service 1: *All

Division of Service 2: *All

Division of Service 3: *All

Division of Service 4: *All

Manager: *All

Business Unit / Project: *All

Approval Status: Approved or Requested Approval Versions

Stage: 10 Project Planning - 90 Disposal

		Expenditure						Expenditure		
		Project Start	Project End	Approval Status	2015-2016	2016-2017	2017-2018	2018-2019	2019-	Total
Values in £'000s										
97044 - MOBILE WORKING SOLUTIONS (Q00013)		MAY 2013	MAR 2016	Approved - Active	328					328
97045 - SAP PROJECT (Q00013)		JUL 2013	SEP 2015	Approved - Active	24					24
97147 - ADAPTATIONS		APR 2010	MAR 2021	Approval Requested	1,863	1,863	1,932	2,024	4,700	12,382
97334 - DISABLED GRANTS		JAN 2008	MAR 2021	Approval Requested	2,000	2,000	2,000	2,000	4,000	12,000
Total					4,215	3,863	3,932	4,024	8,700	24,734

Summary Report / Annual Cabinet 1

Cycle: 164 - Budget cycle Nov'15 month end, Status: Closed, Type: Budget
 Company: 00001 SHEFFIELD CITY COUNCIL
 Programme: THRIVING NEIGHBOURHOODS and COMMUNITIES
 Directorate: *All
 Service: *All

Division of Service 1: *All
 Division of Service 2: *All
 Division of Service 3: *All
 Division of Service 4: *All
 Manager: *All
 Business Unit / Project: *All
 Approval Status: Approved or Requested Approval Versions
 Stage: 10 Project Planning - 90 Disposal

	Values in £'000s										
	Version	Project Start	Project End	Stage	Approval Status	2015-2016	2016-2017	2017-2018	2018-2019	2019-	Total
90012 - CASTLE MARKET DECOMMISSIONING	31 JAN 2013	OCT 2016	15 Slippage	Approved - Active	2,822						2,822
90024 - ALLOTMENT INVESTMT PROG 13-14 (Q00002)	23 APR 2013	JUN 2015	30 Inclusion	Approved - Active	4						4
90031 - CIP FEASIBILITY & DESIGN	4 APR 2014	MAR 2016	30 Inclusion	Approved - Active	90						90
90032 - RESOURCE COSTS	11 APR 2014	MAR 2018	30 Inclusion	Approved - Active	156	123	124				403
90062 - ELLESMERE CTR & ROOF & FRA (Q00073)	9 DEC 2014	OCT 2015	90 Disposal	Approved - Active	(1)						(1)
90064 - LOVE STREET DDA (Q00006)	4 JAN 2015	JUL 2015	30 Inclusion	Approved - Active	45						45
90065 - RADON WORKS (Q00073)	2 SEP 2015	MAR 2016	30 Inclusion	Approved - Active	50						50
90066 - CENTRAL LIBRARY (Q00010)	3 NOV 2015	MAR 2016	30 Inclusion	Approval Requested	124						124
90073 - RENEWAL OF PLANT & EQP PROG	3 NOV 2015	MAR 2016	30 Inclusion	Approval Requested	100						100
90075 - PLANT RENEWALS PROG (Q00073)	3 NOV 2015	MAR 2016	30 Inclusion	Approval Requested	20						20
90136 - CHAUCER SQUARE MAINTENANCE	66 JAN 2009	DEC 2030	70 Build	Approval Requested	25	18	18		36		115
90145 - PARK LIBRARY/COMM ROOF RENEWAL (Q00021)	8 DEC 2014	MAR 2016	30 Inclusion	Approved - Active	575						575
90703 - BLACKBURN VALLEY CYCLE ROUTE	37 JAN 2009	DEC 2015	30 Inclusion	Approved - Active	10						10
91662 - PUBLIC RIGHTS OF WAY	41 APR 2011	MAR 2016	30 Inclusion	Approved - Active	144						144
92448 - FORMER NORTON AERODROME	40 APR 2013	MAR 2018	30 Inclusion	Approval Requested	1	50	304				355
92459 - WOODSIDE OPEN SPACE	2 MAY 2015	SEP 2015	10 Project Planning	Approved - Active	48						48
92634 - SPITAL HILL (TESCO)	13 DEC 2013	MAR 2016	10 Project Planning	Approved - Active	107						107
92642 - BRIDGE STRENGTHENING WORKS	14 APR 2014	MAR 2016	50 Design	Approved - Active	300						300
92643 - STREETS AHEAD COMP WORKS	7 APR 2014	MAR 2015	60 Procure	Approved - Active	19						19
92741 - PENISTONE RD LIVESY-LOWTHER	41 JAN 2008	JUL 2015	50 Design	Approved - Active	75						75
92769 - ACCIDENT SAVINGS SCHEMES	55 APR 2012	MAR 2016	70 Build	Approved - Active	57						57
92828 - SAFETY CAMERA DIGITAL UPGRADE	6 MAY 2015	SEP 2016	70 Build	Approval Requested	300	520					820
92846 - PERMIT PARKING: HILLSBOROUGH	58 JAN 2008	SEP 2014	80 Closure	Approved - Active	4						4
92858 - NORMANTON HILL	5 APR 2014	MAR 2016	10 Project Planning	Approved - Active	320						320
92859 - HERRIES ROAD WORST FIRS	2 APR 2014	MAR 2016	10 Project Planning	Approved - Active	62						62
92877 - MOSBOROUGH PARKWAY WORST FIRS	2 APR 2014	MAR 2016	10 Project Planning	Approved - Active	75						75
92903 - LOWER DON VALLEY CYCLE ROUTE	33 NOV 2012	MAR 2016	30 Inclusion	Approved - Active	280						280
92910 - ABBEYDALE RD CLEARWAY CHANGES	28 MAR 2013	OCT 2015	50 Design	Approved - Active	3						3
92913 - LITTLE DON LINK (CYCLE ROUTE)	24 NOV 2013	MAR 2017	10 Project Planning	Approved - Active	422						422
92914 - GREEN ROUTES NETWORK (Q00062)	16 APR 2014	MAR 2024	50 Design	Approved - Active	92						92
92915 - DOUBLE YELLOW LINES	22 JUL 2014	APR 2016	10 Project Planning	Approved - Active	25						25
92916 - OLD FLATTS BRIDGE	2 APR 2015	MAR 2016	10 Project Planning	Approved - Active	150						150

Values in £'000s	Version	Project Start	Project End	Stage	Approval Status	Expenditure				Total
						2015-2016	2016-2017	2017-2018	2018-2019	
92917 - 10 DAY TRAVEL CHALLENGE	9 APR 2015	SEP 2015		10 Project Planning	Approved - Active	3				3
92918 - BANNER CROSS PARKING	1 APR 2015	MAR 2018		10 Project Planning	Approved - Active	20				20
93053 - PEI ACCESSIBILITY ENHANCEMENTS	26 OCT 2013	MAR 2018		10 Project Planning	Approved - Active	276				276
93095 - TAXI RANK IMPROVEMENTS	42 APR 2015	MAR 2016		30 Inclusion	Approved - Active	6				6
93110 - BB2 CHESTERFIELD RD KBR	32 DEC 2013	DEC 2017		30 Inclusion	Approved - Active	514				514
93111 - BB2 NORTH SHEFFIELD 2 KBR	20 DEC 2013	DEC 2017		30 Inclusion	Approved - Active	739				739
93112 - BB2 SHEFFIELD GLEADLESS KBR	25 DEC 2013	DEC 2017		30 Inclusion	Approved - Active	1,327				1,327
93113 - BB2 CITY CENTRE PACKAGE	13 MAY 2014	MAR 2017		10 Project Planning	Approved - Active	230	166			395
93114 - BB2 PENISTONE ROAD KBR	24 DEC 2013	DEC 2017		30 Inclusion	Approved - Active	164				164
93350 - STREETS AHEAD OPPORTUNITIES	46 APR 2015	MAR 2016		10 Project Planning	Approved - Active	305				305
93357 - 2+ LANES	20 NOV 2011	MAR 2016		40 Feasibility	Approved - Active	3				3
93370 - STREETS AHEAD RELATED CYCLE	27 JUL 2013	MAR 2018		10 Project Planning	Approved - Active	180				180
93371 - GREENHILL MAIN RD/GHILL AVE	2 APR 2015	MAR 2016		10 Project Planning	Approved - Active	300				300
93399 - PEAK PARK ANNIVY ROUTE KINGS	34 JUL 2012	MAR 2016		10 Project Planning	Approved - Active	6				6
93402 - LOWFIELD PRO FIT	33 JAN 2009	DEC 2009		10 Project Planning	Approved - Active	4				4
93408 - ENDCLIFFE PARKOUR	10 JUL 2013	AUG 2015		10 Project Planning	Approved - Active	2				2
93410 - ANGRAM BANK PARK IMPROVEMENTS	33 AUG 2012	MAR 2016		15 Slippage	Approved - Active	39				39
93412 - CROOKES VALLEY PARKS	31 JAN 2009	DEC 2015		10 Project Planning	Approved - Active	35				35
93414 - EAST GLADE	20 NOV 2013	APR 2015		10 Project Planning	Approved - Active	37				37
93416 - OUSEBURN ROAD OPEN SPACE	10 AUG 2015	OCT 2016		10 Project Planning	Approved - Active	8	35			43
93425 - RELOCATABLE CAMERA ENFORCEMENT	51 APR 2012	OCT 2016		30 Inclusion	Approved - Active	19	186			204
93426 - BOSTON STREET BUS GATE	44 JAN 2012	SEP 2015		30 Inclusion	Approved - Active	60				60
93427 - SOUTH LANE BUS GATE	34 JAN 2012	OCT 2015		50 Design	Approved - Active	8				8
93632 - SCHOOL KEEP CLEAR REVIEW (Q00062)	31 APR 2012	MAR 2017		30 Inclusion	Approved - Active	24				24
93887 - BRT NORTH	47 JAN 2008	MAR 2016		50 Design	Approved - Active	384				384
93888 - BRT NORTH: HWYS ALTERNS (WP24)	21 JAN 2014	MAR 2016		15 Slippage	Approved - Active	948				948
93889 - BRT NORTH: LAND (WP14)	23 DEC 2013	MAY 2016		15 Slippage	Approved - Active	595				595
93890 - BRT NORTH: TINSLEY LINK (WP21)	27 DEC 2013	DEC 2018		15 Slippage	Approved - Active	7,192	2,742	334		10,268
93970 - INNOVATIVE TRAFF CALM STUDY	33 APR 2014	MAR 2016		70 Build	Approved - Active	48				48
94007 - SPITAL HILL ELLESMERE GREEN	50 MAR 2012	JUL 2015		30 Inclusion	Approved - Active	37				37
94011 - DARNALL CENTRE PRI	20 JAN 2014	MAR 2016		30 Inclusion	Approved - Active	3				3
94104 - NORTH ACTIVE	16 NOV 2013	MAR 2016		15 Slippage	Approved - Active	6,707				6,707
94105 - GRAVES NCSEM PROJECT (Q00005)	19 APR 2014	OCT 2016		15 Slippage	Approved - Active	10,815	4,827			15,642
94109 - FA PITCH (GRAVES)	14 DEC 2014	MAR 2016		30 Inclusion	Approved - Active	3,224				3,224
94110 - FA PITCH (THORNCLIFFE)	12 DEC 2014	MAR 2016		40 Feasibility	Approved - Active	3,661				3,661
94120 - M1 GATEWAY PUBLIC ART PROJECT	30 MAR 2014	MAR 2018		10 Project Planning	Approved - Active	55	300	190		545
94121 - WINCObANK HILL PHASE 1	24 JAN 2010	MAR 2017		15 Slippage	Approved - Active	10	1			11
94180 - ECC RD SMART RT-PH 3-BENTS GR	47 JAN 2008	MAR 2016		70 Build	Approved - Active	2				2
94202 - KEY BUS RTE: SHEFF-WOODHOUSE	38 JUL 2012	MAR 2016		70 Build	Approved - Active	50				50
94311 - A57 MCESTER/NILEST/CRRDPEDIMP	50 JAN 2012	MAR 2016		60 Procure	Approved - Active	5				5
94326 - EDWARD STREET	58 JAN 2009	DEC 2015		60 Procure	Approved - Active	167				167
94362 - LIBRARY WORKS	42 JAN 2012	MAR 2016		30 Inclusion	Approved - Active	100				100
94380 - MANOR FIELDS TODDLER PLAY	54 APR 2011	APR 2015		30 Inclusion	Approved - Active	8				8
94390 - WOODLAND MGMT FOR BIRDS EM	31 JUL 2010	MAR 2015		70 Build	Approved - Active	21				21
94397 - PARK HILL GREEN LINKS	43 NOV 2012	DEC 2015		10 Project Planning	Approved - Active	55				55
94402 - NEW MARKET DEVELOPMENT	32 MAR 2012	MAR 2015		30 Inclusion	Approved - Active	21				21
94438 - RS AUDITS & SCHEME COMPLETION	43 APR 2011	MAR 2016		30 Inclusion	Approved - Active	90				90
94445 - BN962 BUS AGREEMENT	53 JUN 2011	MAR 2018		70 Build	Approved - Active	632		195		1,130
94456 - SPITAL HILL PUBLIC ART	40 NOV 2011	MAR 2014		30 Inclusion	Approved - Active	16				16
94457 - WOMEN OF STEEL	39 OCT 2011	SEP 2016		30 Inclusion	Approved - Active	76	26			102
94463 - CLAY WOOD GREEN LINKS	44 SEP 2012	MAR 2016		30 Inclusion	Approved - Active	22				22
94466 - WOODLANDS S106	27 JUL 2013	NOV 2014		30 Inclusion	Approved - Active	63				63

Values in £'000s	Version	Project Start	Project End	Stage	Approval Status	Expenditure					Total
						2015-2016	2016-2017	2017-2018	2018-2019	2019-	
94469 - WINCIBANK HILL PHASE 2	24 OCT 2013	MAR 2016		30 Inclusion	Approved - Active	47					47
94470 - URBAN NATURE PARKS	28 OCT 2013	APR 2019		15 Slippage	Approved - Active	469					469
94471 - DOUGLAS ROAD	30 NOV 2013	MAR 2016		30 Inclusion	Approved - Active	4					4
94472 - CHAPELTOWN TEEN AREA	13 SEP 2014	MAR 2016		15 Slippage	Approved - Active	26					26
94475 - BEIGHTON CLOSED LANDFILL	22 JUL 2014	MAR 2016		30 Inclusion	Approved - Active	257					257
94476 - BEIGHTON LEACHATE TREATMENT	4 MAY 2015	MAR 2016		30 Inclusion	Approved - Active	570					570
94477 - PARKWOOD RESOLUTION SITE	5 OCT 2015	MAR 2017		40 Feasibility	Approved - Active	199	124				323
94487 - CHARNOCK REC N GROUND MULGA	6 FEB 2015	APR 2016		10 Project Planning	Approved - Active	51					51
94488 - HILLSBORO PK TENNIS COURTS	7 APR 2015	SEP 2015		30 Inclusion	Approved - Active	13					13
94489 - HIGH HAZEL TENNIS COURT	6 APR 2015	SEP 2015		30 Inclusion	Approved - Active	60					60
94490 - CATHERINE STREET OPEN SPACE	1 JUN 2015	MAR 2016		10 Project Planning	Approved - Active	36					36
94492 - RETHINKING PARSON CROSS PARK	2 OCT 2015	MAR 2016		10 Project Planning	Approved - Active	6					6
94493 - MOVE MORE RUNNING ROUTES	4 NOV 2015	MAR 2016		10 Project Planning	Approved - Active	46					46
94494 - BOTANICAL GARDENS EDUCATION	4 DEC 2015	AUG 2017		30 Inclusion	Approved - Active	118		28			609
94495 - LADY CANNINGS PLANTATION TRACK	1 NOV 2015	DEC 2015		10 Project Planning	Approved - Active	50					50
97127 - OBSOLETE HEATING	93 APR 2010	MAR 2021		30 Inclusion	Approval Requested	6,999	7,000	4,094	4,094	8,194	30,382
97131 - ALMO ASBESTOS SURVEYS	92 APR 2010	MAR 2021		70 Build	Approval Requested	203	193	212	184	350	1,142
97139 - LANSLOWNE AND HANOVER CLADDING	94 JAN 2008	MAR 2016		70 Build	Approval - Active	114					114
97148 - S H MGMT FEES COMMISSIONED	54 APR 2011	MAR 2021		10 Project Planning	Approval Requested	2,990	2,781	2,781	2,781	5,561	16,894
97150 - RHB LOANS HAL	97 JAN 2008	MAR 2018		30 Inclusion	Approval Requested	200	200				600
97200 - HOUSE CONDITION SURVEY	32 AUG 2015	NOV 2015		15 Slippage	Approved - Active	100					100
97222 - PSH EMPTY PROPERTIES	76 JAN 2008	MAR 2021		70 Build	Approval Requested	271	120	120	120	240	871
97243 - YORK - NY SUB REGION HAL	40 APR 2010	MAR 2017		10 Project Planning	Approved - Active	13					13
97264 - HEALTH & SAFETY ENHANCE PROG	77 APR 2010	MAR 2019		70 Build	Approved - Active	138	138	138	138		552
97266 - LEASEHOLDER CHARGES	79 APR 2010	MAR 2016		70 Build	Approved - Active	290					290
97269 - EMERGENCY DEMOLITIONS	83 JAN 2008	MAR 2021		70 Build	Approval Requested	46	46	46	46	45	229
97271 - SWAN COMMISSIONED	83 JAN 2008	OCT 2015		70 Build	Approved - Active	131					131
97282 - PARK HILL (STH)	92 JAN 2008	MAR 2017		70 Build	Approval Requested	135	80				215
97294 - PARKHILL DEMOLITION SHM (STH)	78 APR 2008	MAR 2021		30 Inclusion	Approval Requested	371	296	296	296	592	371
97321 - PROGRAMME MANAGEMENT COSTS GF	86 JAN 2008	MAR 2021		70 Build	Approval Requested	498	296	296	296	592	1,878
97333 - MINOR WORK GRANTS	84 JAN 2008	MAR 2021		70 Build	Approval Requested	250	150	150	150	300	1,000
97340 - SWAN	95 JAN 2008	MAR 2016		70 Build	Approved - Active	159					159
97341 - CENTRALISED CLEARED SITES	77 JAN 2008	MAY 2015		10 Project Planning	Approved - Active	1					1
97348 - HRA PROGRAMME MANAGEMENT	77 JAN 2008	MAR 2021		30 Inclusion	Approval Requested	383	383	383	383	766	2,298
97350 - ARBOURTHORNE 5MS	40 APR 2013	MAR 2018		30 Inclusion	Approved - Active	2,760	1,731				4,491
97355 - BRADFORD - WY SUB REGION HAL	68 APR 2010	MAR 2017		30 Inclusion	Approved - Active	50	100				150
97365 - NORFOLK PARK COMMUNITIES INITI	54 APR 2010	MAR 2016		70 Build	Approved - Active	29					29
97390 - PHS ACTIVITY	82 APR 2010	MAR 2021		70 Build	Approval Requested	100	130	130	130	260	750
97394 - HULL - HUMBER SUB REGION HAL	83 JAN 2008	MAR 2017		70 Build	Approved - Active	445					445
97395 - NE LINCS - SUB REGION HAL	78 APR 2010	MAR 2017		10 Project Planning	Approved - Active	260					260
97404 - HEATING BREAKDOWNS (Q00069)	58 APR 2012	MAR 2017		70 Build	Approval Requested	1,064	1,000	1,000	1,000	1,000	4,064
97409 - RECYCLING ROLL-OUT (Q00069)	57 SEP 2012	MAR 2017		70 Build	Approval Requested	100	1,547				1,647
97413 - SWEENEY (Q00069)	48 JUN 2012	MAR 2016		70 Build	Approved - Active	287					287
97414 - ARBOURTHORNE 5MS REFURB (Q00069)	42 APR 2013	MAR 2018		30 Inclusion	Approved - Active	2,180	845				3,024
97416 - COMM HTG - PIPEWORK RENEWAL (Q00069)	50 APR 2013	MAR 2018		10 Project Planning	Approval Requested	1,233	935	385			2,553
97417 - COMM HTG - PLANT ROOMS (Q00069)	34 MAY 2016	MAR 2016		30 Inclusion	Approved - Active	25					25
97418 - PITCHED ROOFING & ROOFLINE (Q00069)	54 JUL 2013	APR 2021		30 Inclusion	Approval Requested	19,549	22,379	17,768	12,500	12,500	93,949
97419 - FLAT ROOFING (Q00069)	49 APR 2013	MAR 2021		30 Inclusion	Approval Requested	7,099	3,961	11	11	350	11,436
97422 - NON HIGHWAYS RESPONSIVE WORKS (Q00069)	8 JUN 2015	MAR 2016		10 Project Planning	Approval - Active	100	100	100	100	200	100
97428 - SHEFFIELD HAL	44 OCT 2012	MAR 2021		30 Inclusion	Approval Requested	73					73
97429 - L'E'S PURCHASE & REPAIR	53 APR 2013	MAR 2018		30 Inclusion	Approval Requested	1,755	1,215	486			573
97434 - CROSS HOUSE ENABLING WORK	29 JUL 2013	MAR 2016		70 Build	Approved - Active	2					2

Values in £'000s	Version	Project Start	Project End	Stage	Approval Status	Expenditure					Total
						2015-2016	2016-2017	2017-2018	2018-2019	2019-	
97435 - LTE'S REPAIRS AND REFURB CHS	40 AUG 2013	MAR 2016	MAR 2016	30 Inclusion	Approved - Active	281					281
97437 - SPITAL HILL SHOP FRONTS	26 NOV 2013	MAR 2016	MAR 2016	30 Inclusion	Approved - Active	123					123
97441 - COMMUNAL AREAS-LOW RISE FLATS	18 NOV 2014	MAR 2021	MAR 2021	10 Project Planning	Approval Requested	1,800	6,578	5,970	3,420	10,200	27,968
97442 - KITCHEN/BATHRM PLANNED REPLMT	17 APR 2014	MAR 2021	MAR 2021	10 Project Planning	Approval Requested	800	7,600	7,200	7,307	21,860	44,767
97443 - WINDOWS & DOORS PLACEMENT(CHS)	15 APR 2014	MAR 2021	MAR 2021	10 Project Planning	Approval Requested	300	4,100	4,100		2,000	10,500
97444 - GENERAL/RTB ACQUISITIONS CHS (Q00069)	8 APR 2015	MAR 2016	MAR 2016	10 Project Planning	Approved - Active	642					642
97448 - PROPERTY CONVERSIONS (Q00084)	11 APR 2015	MAR 2017	MAR 2017	30 Inclusion	Approved - Active	167	4				171
97449 - LONDON ROAD SHOP FRONTS	3 AUG 2015	APR 2017	APR 2017	30 Inclusion	Approved - Active	20	530	50			600
97451 - REGIONAL ENERGY HAL	2 APR 2016	MAR 2021	MAR 2021	30 Inclusion	Approval Requested	-	10	10			20
97452 - REGIONAL ERL	2 APR 2016	MAR 2021	MAR 2021	30 Inclusion	Approval Requested	-	150	231			381
97501 - EP LOANS HULL	32 APR 2013	MAR 2017	MAR 2017	30 Inclusion	Approved - Active	68	75				143
97502 - EP NORTHEAST LINC	32 APR 2013	MAR 2017	MAR 2017	10 Project Planning	Approved - Active	571					571
97504 - EP LOANS YORK	20 APR 2014	MAR 2017	MAR 2017	10 Project Planning	Approved - Active	182					182
97505 - COMM EP NORTH EAST LINC	18 APR 2014	MAR 2016	MAR 2016	10 Project Planning	Approved - Active	53					53
97520 - KIRKLEES RE FUNDS HAL(2)	11 APR 2014	MAR 2018	MAR 2018	30 Inclusion	Approved - Active	100	100				300
97550 - SHC - NEW HOMES ACQUISITIONS	45 APR 2013	MAR 2016	MAR 2016	30 Inclusion	Approved - Active	74					74
97551 - COUNCIL HSG ACQUISITIONS PROG (Q00067)	34 APR 2014	MAR 2020	MAR 2020	70 Build	Approval Requested	12,150	12,579	12,915	10,899	12,278	60,821
97552 - NEW BUILD COUNCIL HSG PHASE 1 (Q00067)	22 OCT 2014	APR 2017	APR 2017	70 Build	Approved - Active	3,579	3,677	178			7,435
97553 - NEW BUILD COUNCIL HSG PHASE 2 (Q00067)	12 APR 2015	APR 2018	APR 2018	30 Inclusion	Approval Requested	257	5,881	155	142		6,435
97830 - EP NORTH AREA	83 APR 2010	MAR 2016	MAR 2016	70 Build	Approved - Active	117					117
97831 - EP NORTH WEST	80 APR 2010	MAR 2016	MAR 2016	70 Build	Approved - Active	101					101
97832 - EP EAST	79 APR 2010	MAR 2016	MAR 2016	70 Build	Approved - Active	291					291
97833 - EP CENTRAL	80 APR 2010	MAR 2016	MAR 2016	70 Build	Approved - Active	154					154
97834 - EP SOUTH EAST	90 APR 2010	MAR 2016	MAR 2016	70 Build	Approved - Active	659					659
97835 - EP SOUTH WEST	85 APR 2010	MAR 2016	MAR 2016	70 Build	Approved - Active	115					115
97836 - EP SHELTERED	87 APR 2010	MAR 2016	MAR 2016	70 Build	Approved - Active	15					15
97837 - EP DOOR ENTRY WORKS	89 APR 2010	MAR 2016	MAR 2016	70 Build	Approved - Active	64					64
97838 - COMPARTMENTALISATION - FS	82 APR 2010	MAR 2017	MAR 2017	70 Build	Approved - Active	1,361	1,242				2,603
97899 - PATH RESURFACING PROGRAMME (Q00007)	52 APR 2010	JAN 2016	JAN 2016	30 Inclusion	Approved - Active	174					174
97946 - PARKWOOD SPRINGS CYCLE TRACK	22 APR 2011	OCT 2013	OCT 2013	15 Slippage	Approved - Active	4					4
97957 - SOUTH WEST - ABBEY BROOK (Q00045)	70 APR 2011	MAR 2016	MAR 2016	30 Inclusion	Approved - Active	69					69
97968 - LIFT MAINTENANCE & REPAIR	68 APR 2011	MAR 2021	MAR 2021	70 Build	Approval Requested	322	322	322	368	812	2,146
97982 - HGV ROUTING STRATEGY (Q00062)	36 JUL 2011	MAR 2015	MAR 2015	70 Build	Approved - Active	30					30
97985 - CITYWIDE 20MPH ZONE (Q00062)	43 APR 2012	MAR 2016	MAR 2016	50 Design	Approved - Active	250					250
97986 - TRAFFIC CONTROLLER UPGRADES (Q00062)	40 JAN 2012	MAR 2017	MAR 2017	50 Design	Approved - Active	26					26
97988 - CCTV PARKING ENFORCEMENT	48 JUN 2012	MAR 2016	MAR 2016	30 Inclusion	Approved - Active	150					150
97989 - SPRINKLERS - FIRE SAFETY (Q00069)	34 JUL 2013	MAR 2016	MAR 2016	10 Project Planning	Approved - Active	857					857
99987 - CAPITAL PFI CONTRIBUTIONS	AUG 2012	AUG 2018	AUG 2018	30 Inclusion	Approval Requested	30,574	26,803	38,350			95,727
Q00079 - COMMUNITY HEATING (CHS)	25 APR 2014	MAR 2021	MAR 2021	30 Inclusion	Approval Requested	-	2,500	4,054	1,062	2,535	3,597
Q00080 - ROOFS & EXTERNALS (CHS)	20 APR 2014	MAR 2021	MAR 2021	30 Inclusion	Approval Requested	-	1,800	6,866	5,326	12,386	24,267
Q00081 - ELECTRICS (CHS)	22 APR 2014	MAR 2021	MAR 2021	30 Inclusion	Approval Requested	-	514	1,082	6,866	11,585	27,116
Q00083 - WASTE MANAGEMENT (CHS)	14 APR 2014	MAR 2019	MAR 2019	30 Inclusion	Approval Requested	-	341	284	200	200	1,596
Q00084 - ESSENTIAL INVESTMENTS (CHS)	23 APR 2015	MAR 2021	MAR 2021	30 Inclusion	Approval Requested	-	1,906	4,303	5,873	5,036	17,119
Q00087 - STOCK INCREASE (CHS)	28 APR 2014	MAR 2020	MAR 2020	30 Inclusion	Approval Requested	-	268	2,000	2,000	4,250	8,518
Q00089 - OTHER PLANNED ELEMENTS (CHS)	21 APR 2014	MAR 2020	MAR 2020	30 Inclusion	Approval Requested	-	2,316	1,202			3,518
Q00090 - GARAGES (CHS)	11 JAN 2008	MAR 2018	MAR 2018	10 Project Planning	Approval Requested	-					
Total						154,675	134,569	123,584	70,765	112,537	596,130

Summary Report / Annual Cabinet 1

Cycle: 164 - Budget cycle Nov'15 month end, Status: Closed, Type: Budget

Company: 00001 SHEFFIELD CITY COUNCIL

Programme: STRONG ECONOMY

Directorate: *All

Service: *All

Division of Service 1: *All

Division of Service 2: *All

Division of Service 3: *All

Division of Service 4: *All

Manager: *All

Business Unit / Project: *All

Approval Status: Approved or Requested Approval Versions

Stage: 10 Project Planning - 90 Disposal

	Expenditure										Total
	Project Start	Project End	Approval Status	2015-2016	2016-2017	2017-2018	2018-2019	2019-			
	Values in £'000s										
90708 - ATTERCLIFFE HGV SIGNING	SEP 2011	OCT 2015	Approved - Active	7						7	
92356 - MILLENIUM GALLERY LIFE CYCLE	APR 2010	MAR 2016	Approved - Active	61						61	
92827 - CLEAN BUS TECHNOLOGY FUND	APR 2015	MAR 2016	Approved - Active	352						352	
94004 - MOOR PUBLIC REALM PHASE 2	JAN 2009	JUL 2015	Approved - Active	18						18	
94009 - PORTER BROOK REMEDIAL WORKS	APR 2015	MAR 2016	Approved - Active	449						449	
94010 - LDV FLOOD DEFENCE WORKS	JUL 2013	MAR 2019	Approved - Active	4,890	10,081	1,138				16,110	
94012 - PORTER BROOK FLOOD STUDY	JUL 2013	JUN 2015	Approved - Active	23						23	
94013 - GREY TO GREEN	SEP 2014	MAR 2016	Approved - Active	3,474						3,474	
94017 - CULVERT ENHANCEMENT PROG	JUL 2015	MAR 2016	Approval Requested	197						197	
94020 - BROOKHILL AREA IMPROVEMENTS	APR 2015	MAR 2017	Approved - Active	1,910	4,866					6,776	
94050 - SHEFFIELD RETAIL QUARTER 2	OCT 2013	MAR 2017	Approved - Active	49,006						49,006	
94051 - ASBESTOS REMOVAL - GROSVENOR	AUG 2015	MAR 2016	Approved - Active	1,074						1,074	
94052 - SRQ DEMOLITIONS	JAN 2016	MAR 2017	Approved - Active	1,004	1,691					2,695	
94053 - SRQ HIGHWAY ENABLING WORKS	NOV 2015	MAR 2017	Approved - Active	150	5,460					5,610	
94108 - SITE GALLERY IMPROVEMENTS	JUL 2014	JUN 2017	Approval Requested	-	95					95	
94439 - SHEFFIELD RETAIL QUARTER CPO	APR 2011	DEC 2016	Approved - Active	313	100					413	
97405 - INSULATION (COUNCIL HSG) (Q00069)	APR 2012	MAR 2021	Approval Requested	71	400	2,000	2,500	8,213		13,184	
97962 - DH - UTILITIES (Q00045)	APR 2011	MAR 2016	Approved - Active	5						5	
Total				63,003	22,693	3,138	2,500	8,213		99,547	

Summary Report / Annual Cabinet 1

Cycle: 164 - Budget cycle Nov'15 month end, Status: Closed, Type: Budget

Company: 00001 SHEFFIELD CITY COUNCIL

Programme: SUCCESS' CHILD/N/YOUNG PEOPLE

Directorate: *All

Service: *All

Division of Service 1: *All

Division of Service 2: *All

Division of Service 3: *All

Division of Service 4: *All

Manager: *All

Business Unit / Project: *All

Approval Status: Approved or Requested Approval Versions

Stage: 10 Project Planning - 90 Disposal

	Values in £'000s										
	Version	Project Start	Project End	Stage	Approval Status	2015-2016	2016-2017	2017-2018	2018-2019	2019-	Expenditure
90361 - BSF PH1 - INFRASTRUCTURE	55	JAN 2008	MAR 2016	15 Slippage	Approved - Active	15					15
90448 - SF DEVOLVED CAPITAL 2011-12	61	APR 2011	MAR 2018	15 Slippage	Approved - Active	1,604					3,004
90479 - POST IMPLEMENTATION	46	APR 2010	MAR 2016	15 Slippage	Approved - Active	2					2
90548 - SCHOOLS ACCESS INITIATIVE	52	APR 2010	JUN 2015	60 Procure	Approved - Active	16					16
90613 - SCC INTERNAL PROG. COSTS - W4	69	JAN 2010	MAR 2016	15 Slippage	Approved - Active	38					38
90614 - LEP BUSINESS PLAN - W4	64	MAR 2010	MAR 2018	15 Slippage	Approved - Active	156		18			198
90620 - KING EDWARDS (UP)	77	APR 2010	MAR 2016	15 Slippage	Approved - Active	79					79
90621 - BRADFELD	72	APR 2010	MAR 2016	15 Slippage	Approved - Active	14					14
90624 - BIRLEY	70	MAY 2010	MAR 2016	15 Slippage	Approved - Active	39					39
90627 - ADD'L PUPIL PLACES(SECONDARY)	78	MAR 2011	MAR 2016	15 Slippage	Approved - Active	1,860					1,860
90639 - SCC CONTRACT COSTS - W4	74	JAN 2008	APR 2018	15 Slippage	Approved - Active	578	130	150			858
90678 - FEASIBILITY & DESIGN	42	JAN 2008	MAR 2016	30 Inclusion	Approved - Active	150					150
90691 - PMY MAINT. EMERGENCY WORKS (Q00060)	37	JUL 2011	MAR 2016	30 Inclusion	Approved - Active	749					749
90704 - FOSTER CARER HOUSING ENHANCE	39	SEP 2011	MAR 2017	70 Build	Approval Requested	197					272
90714 - PPG2 - ACRES HILL PMY (Q00061)	55	MAR 2012	APR 2016	60 Procure	Approved - Active	42					42
90716 - GRACE OWEN NURSERY	28	SEP 2012	MAR 2016	15 Slippage	Approved - Active	1,038					1,038
90730 - CAP MAINT - RADON EXTRACTION	31	NOV 2012	MAR 2016	15 Slippage	Approved - Active	33					33
90732 - NEW PMY - WATERMEAD (Q00061)	33	APR 2013	MAR 2016	15 Slippage	Approved - Active	98					98
90734 - NORFOLK PARK PMY REPLACEMENT	36	JUN 2013	MAR 2017	70 Build	Approved - Active	1,831					1,831
90737 - GLEADLESS PRIMARY - REBUILD (Q00061)	29	APR 2013	MAR 2016	15 Slippage	Approved - Active	298	2,621				2,919
90743 - FRA WORKS PROGRAMME (Q00060)	34	SEP 2013	MAR 2017	70 Build	Approval Requested	22					22
90744 - FEL CAPITAL (Q00075)	21	JUL 2014	MAR 2017	15 Slippage	Approval Requested	425					708
90746 - GREYSTONES EXPANSION (Q00061)	20	NOV 2013	MAR 2016	15 Slippage	Approved - Active	88	722				810
90747 - HALLAM RECONFIGURATION (Q00061)	30	NOV 2013	MAR 2017	70 Build	Approved - Active	2,805					2,805
90752 - NETHER GREEN - MOBILE REPLACE (Q00060)	19	JAN 2014	MAR 2016	15 Slippage	Approved - Active	2,395	1,757				4,151
90755 - EXPANSION - FSM PROV (INFANTS)	22	JAN 2014	MAR 2016	30 Inclusion	Approved - Active	8					8
90756 - PCMP - WALKLEY PMY HM&E (Q00060)	16	MAR 2014	MAR 2016	15 Slippage	Approved - Active	328					328
90757 - FRA WORKS PROGRAMME - 14/15 (Q00060)	19	APR 2014	MAR 2016	15 Slippage	Approved - Active	74					74
90758 - LYDGATE INFANTS - MECHANICAL (Q00060)	18	APR 2014	MAR 2016	15 Slippage	Approved - Active	979					979
90761 - DON VALLEY SCHOOL (Q00061)	25	JAN 2014	MAR 2022	15 Slippage	Approved - Active	132	40	30			132
90762 - TINSLEY PRIMARY (Q00061)	17	JUN 2014	APR 2017	70 Build	Approval Requested	3,233	5,511		363	330	8,495
											8,745

Version	Project Start	Project End	Stage	Approval Status	Expenditure					Total
					2015-2016	2016-2017	2017-2018	2018-2019	2019-	
90763 - ROWAN EXPANSION (Q00061)	13 JUN 2014	MAR 2016	15 Slippage	Approved - Active	1,685					1,685
90764 - PRINCE EDWARD PRIMARY (Q00060)	19 AUG 2014	MAR 2016	30 Inclusion	Approved - Active	296					296
90765 - MANOR LODGE STRUCTURAL (Q00060)	1 APR 2015	MAR 2016	30 Inclusion	Approved - Active	50					50
90766 - REIGNHEAD PMY - HEATING (Q00060)	4 JAN 2015	AUG 2015	15 Slippage	Approved - Active	225					225
90768 - OUGHTBRIDGE EXTENSION (Q00061)	15 JAN 2015	MAR 2016	70 Build	Approved - Active	1,548					1,548
90769 - ALDINE HOUSE - SUNDRY WORKS	8 JAN 2015	MAR 2016	70 Build	Approval Requested	6					6
90770 - ALDINE HOUSE - EXTENSION	10 JAN 2015	MAR 2016	70 Build	Approval Requested	171					171
90771 - ADAPTATIONS (Q00060)	2 APR 2015	MAR 2016	30 Inclusion	Approved - Active	100					100
90773 - ALDINE HOUSE- 2 BED EXTENSION	1 APR 2015	MAR 2016	40 Feasibility	Approved - Active	29					29
90774 - ALDINE HOUSE- SECURITY UPGRAD	1 APR 2015	MAR 2016	30 Inclusion	Approved - Active	18					18
90775 - ALDINE HOUSE-INTERNAL REFURBS	1 APR 2015	MAR 2016	30 Inclusion	Approved - Active	44					44
90776 - DOBCROFT INFTS-1 YR EXPANSION (Q00061)	2 JUN 2015	MAR 2016	30 Inclusion	Approved - Active	299					299
90777 - HALFWAY INFTS-MOBILE REPLACE (Q00060)	3 APR 2015	MAR 2016	70 Build	Approved - Active	250					250
90779 - PIPWORTH PMY - PLANT ROOM (Q00060)	5 APR 2015	MAR 2017	60 Procure	Approval Requested	244	1,040				1,283
90780 - GLEADLESS PMY (J)- PLANT ROOM (Q00060)	1 APR 2015	MAR 2016	60 Procure	Approved - Active	87					87
90781 - BROOK HOUSE JNR- PLANT ROOM (Q00060)	1 APR 2015	MAR 2016	60 Procure	Approved - Active	92					92
90782 - ROYD NURSERY INFANTS- PLANT RM (Q00060)	1 APR 2015	MAR 2016	60 Procure	Approved - Active	93					93
90783 - WOODSEATS PMY- PLANT ROOM (Q00060)	1 APR 2015	MAR 2016	60 Procure	Approved - Active	106					106
90784 - RIVELIN PMY- PLANT ROOM (Q00060)	1 APR 2015	MAR 2016	60 Procure	Approved - Active	43					43
90785 - FIRSHILL PMY- BOILER REPLACE (Q00060)	1 APR 2015	MAR 2016	60 Procure	Approved - Active	80					80
90787 - BALLFIELD- PLANT ROOM (Q00060)	1 APR 2015	MAR 2016	60 Procure	Approved - Active	85					85
90788 - WISEWOOD SP CTR- WATER HEATER (Q00060)	1 APR 2015	MAR 2016	60 Procure	Approved - Active	13					13
90789 - HUCKLOW PMY 4-11- WARM AIR UN (Q00060)	1 APR 2015	MAR 2016	60 Procure	Approved - Active	25					25
90790 - RAINBOW FORGE-HME (Q00060)	5 APR 2015	MAR 2017	60 Procure	Approval Requested	132	988				1,119
90791 - PMY MAINT MEERSBROOK WIN-ROOF (Q00060)	7 APR 2015	SEP 2016	70 Build	Approval Requested	53	401				454
90792 - PMY MAINT BRADWAY ROOF (Q00060)	6 APR 2015	SEP 2016	70 Build	Approval Requested	30	195				224
90793 - PMY MAINT SHORTBROOK WINDOWS (Q00060)	6 APR 2015	SEP 2016	70 Build	Approval Requested	33	219				252
90794 - ALDINE HOUSE HEATING (Q00060)	6 JUL 2015	SEP 2016	40 Feasibility	Approved - Active	107	95				202
90795 - NEW PMY - NETHERTHORPE AREA (Q00061)	2 AUG 2015	MAR 2016	40 Feasibility	Approved - Active	20					20
90796 - FIRS HILL 2013 BULGE YEAR (Q00061)	2 AUG 2015	MAR 2016	40 Feasibility	Approved - Active	7					7
90797 - NEW 8FE SEC SCH - SW (Q00061)	2 AUG 2015	MAR 2016	40 Feasibility	Approved - Active	13					13
90798 - 1FE EXPANSION- ECCLESALL INF (Q00061)	2 AUG 2015	MAR 2016	40 Feasibility	Approved - Active	20					20
90800 - CARTERKNOWLE REFIT-IFE CLIFF (Q00061)	2 AUG 2015	MAR 2016	40 Feasibility	Approved - Active	6					6
90801 - SOUTH WEST 2FE EXPANSION TIP (Q00061)	2 SEP 2015	MAR 2016	40 Feasibility	Approved - Active	10					10
90802 - NEW 5FE SEC SCH NE - WOODSIDE (Q00061)	2 AUG 2015	MAR 2016	40 Feasibility	Approved - Active	11					11
90803 - 1FE ADDITIONAL PMY PROV'N - N (Q00061)	1 AUG 2015	MAR 2016	40 Feasibility	Approved - Active	17					17
90806 - OUGHTBRIDGE DINING POD (Q00061)	1 OCT 2015	MAR 2016	70 Build	Approved - Active	350					350
90807 - ALDINE HOUSE BEDROOM REFURB	1 NOV 2015	MAR 2016	30 Inclusion	Approval Requested	13					13
90808 - ALDINE HOUSE UNDERCROFT AREA2	1 NOV 2015	MAR 2016	30 Inclusion	Approval Requested	31					31
Q00061 - Basic Need	91 APR 2011	MAR 2018	20 Annual Inclusion	Approval Requested	-	13,828	16,220			30,048
Total					33,495	29,329	16,418	363	330	79,935

Summary Report / Annual Cabinet 1

Cycle: 164 - Budget cycle Nov'15 month end, Status: Closed, Type: Budget
 Company: 00001, SHEFFIELD CITY COUNCIL
 Programme: SAFE & SECURE COMMUNITIES
 Directorate: *All
 Service: *All
 Division of Service 1: *All
 Division of Service 2: *All
 Division of Service 3: *All
 Division of Service 4: *All
 Manager: *All
 Business Unit / Project: *All
 Approval Status: Approved or Requested Approval Versions
 Stage: 10 Project Planning - 90 Disposal

		Expenditure					Expenditure			
		Project Start	Project End	Approval Status	2015-2016	2016-2017	2017-2018	2018-2019	2019-	Total
Values in £'000s										
97941 - CBT WINCOBANK COMMUNITY BLDG		APR 2012	MAR 2016	Approved - Active	320					320
Total					320	-	-	-	-	320

Summary Report / Annual Cabinet 1

Cycle: 164 - Budget cycle Nov'15 month end, Status: Closed, Type: Budget
 Company: 00001, SHEFFIELD CITY COUNCIL
 Programme: TACKLING POVERTY/INCR SOC JUS
 Directorate: *All
 Service: *All
 Division of Service 1: *All
 Division of Service 2: *All
 Division of Service 3: *All
 Division of Service 4: *All
 Manager: *All
 Business Unit / Project: *All
 Approval Status: Approved or Requested Approval Versions
 Stage: 10 Project Planning - 90 Disposal

		Expenditure					Expenditure			
		Project Start	Project End	Approval Status	2015-2016	2016-2017	2017-2018	2018-2019	2019-	Total
Values in £'000s										
97056 - WARM & HEALTHY HOMES		MAR 2016	MAR 2017	Approval Requested	10	315				325
97961 - DH - METERING (Q00045)		JUN 2011	MAR 2017	Approved - Active	1,408	2,464				3,872
Total					1,418	2,779	-	-	-	4,197



This document can be supplied in alternative formats,
please contact:

Sheffield City Council
Finance
Tel: 0114 273 6831
www.sheffield.gov.uk

This cover is printed on paper from a sustainable source